

Space Utilization Study Overview

20th February 2025

Steelcase

Applied Research + Consulting





We are the People's College, empowering our
Students and Community through education.

Goals



- Understand the impact of evolving modalities and work patterns
- Identify potential real estate savings
- Provide opportunities to enhance the experience of all constituents

Applied Research + Consulting

- Data driven research
- Great experiences
- Improved performance
- Reduced real estate
- ***Inform Facilities Master Plan***



How might we implement the vision of the People's College by supporting Students to achieve their goals, through an inclusive, equitable education while simultaneously providing dynamic opportunities to **learn, work and connect** in new and creative ways?

Research



- College Leadership interviews
- Senate Leadership interviews
- Classroom utilization
- Experience survey
- Work Modes study
- Real-time observation
- Workshops
- Synthesis

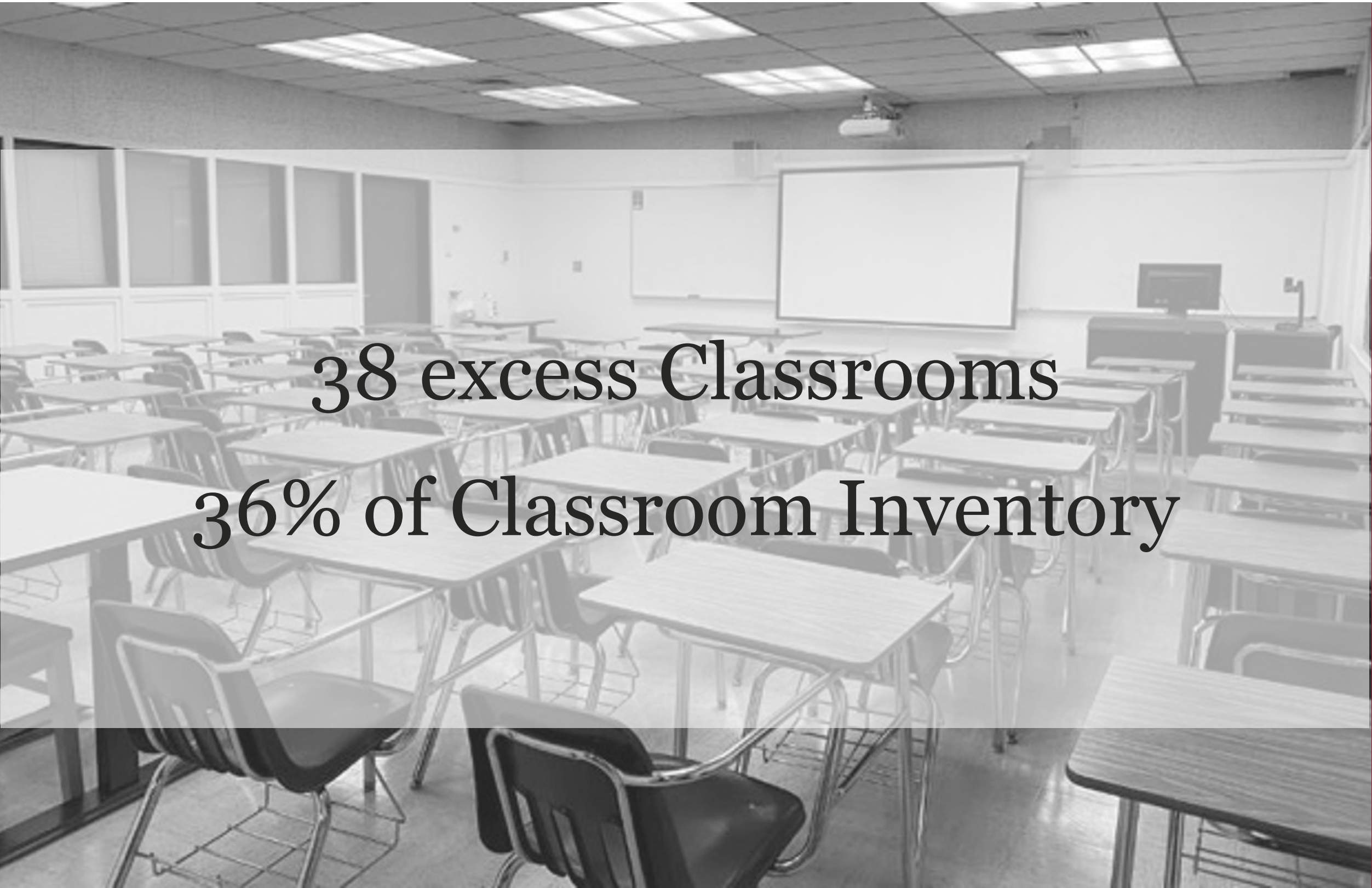
Guiding Principles

1. Provide Enriching Student Experiences
2. Aspire for Excellence + Equity in Instruction
3. Strengthen Community + Culture
4. Invest in Professional Development of People



“We believe that education is a fundamental right that can transform lives and be a force for social change, and that this right should be made available to everyone.”

Implications for Classroom Utilization



38 excess Classrooms

36% of Classroom Inventory

82%



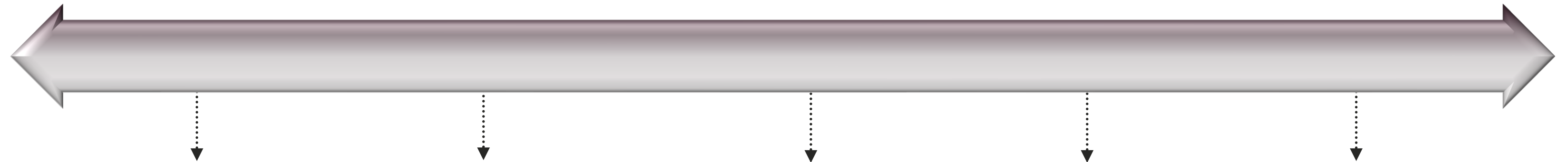
On Ground 2019

51%



On Ground 2024

Workplace Continuum



Basic Mobile Solution

- Primarily On Ground Instruction
- High campus presence
- Office as Primary Base

Advanced Hybrid Solution

- Primarily Online Instruction
- Low campus presence
- Office as Destination for Collaboration & Socialization

Each position along the mobile / hybrid continuum has a unique Student & Employee experience, impact on organizational performance and real estate footprint

Mobile & Hybrid Working

Definition

- Recognize work patterns vary by role
- Work can be done in the office, at home and third places
- Based on work pattern offices and workstations may be shared
- Optimize all work mode

Differences

- **Mobile strategies** generally require everyone to be in the office every day (4 or 5 days per week)
- **Hybrid strategies** support working from other locations including home on some basis

Work Patterns | Faculty



15% - 55%

potential real estate savings
by matching workplace to
Faculty patterns

28%

Time in classroom

41%

Time working at home

24%

Time on Campus in an Office
or Workstation

22%

Time spent collaborating /
socializing

Work Patterns | Classified Professionals



10%

potential real estate savings
by matching workplace to
work patterns

constraints limit savings

64%

Time spent in alone work

29%

Time collaborating & socializing

20%

Time working at home

47%

Of Classified Professionals spend
~ 80% of time in alone work

Insights

1. INVIGORATING THE PEOPLE'S COLLEGE

THE SHIFT TO ONLINE LEARNING IS A CHALLENGE

- Impact on Campus density
- Impact on face-to-face interaction
- Impact on building Community



Reinvigorating the People's College



4 of the top 5 reasons to come to Campus are :

- Connect with each other
- Be part of the community
- Collaborate with peers
- Be visible

Student Voices

“Prior to Covid the City Cafe was the central gathering spota hopping space for Students and Faculty to interact casually.”

“We appreciate the communal spaces we have here on campus, such as the library, the writing center, all those resources that are open to people.”

“Most students only know the Library as being the central gathering space.”

“We feel it's important that we all connect and socialize and bring together ideas to help us accomplish what our ultimate goal is.”

Insights

2. STRIVING TOWARDS EQUITY

CLOSING THE GAP FOR MARGINALIZED STUDENTS IS A CHALLENGE

- Understand all Students' perspectives
- Achieve equitable learning experiences
- Improve processes and practices




“Equity refers to achieving parity in student success outcomes through the intentional design of the college experience.”

Sacramento City Website

Striving toward Equity

Offer more on-ground courses
to promote equity



Support online courses
due to socio-economic situations

Striving Toward Equity

Students desire more thoughtful consideration of their individual learning styles.

*Students attempting to work in groups in
Classroom designed for lecture style instruction*
- Observation Study



Faculty and Classified Professionals' Voices

Faculty commented on the need for more resources and Professional Development to improve on-line instruction for both synchronous and asynchronous courses.



Classified Professionals hope for greater encouragement for Professional Development with more investment and resources to improve Student Services.



Insights

3. PRACTICING INCLUSIVE COLLABORATION

BUILDING TRUST AND ENHANCING RELATIONSHIPS ACROSS ALL CONSTITUENTS IS A CHALLENGE

- Lack of communication
- Lack of teamwork
- Lack of cooperation and trust



There is a desire from Leadership to promote open and transparent dialogue across all constituents.

Practicing Inclusive Collaboration



Student Services are accommodated in different buildings, resulting in potential silos between groups and confusion for Students.

- Observation Study

“We hope for a “**one stop shop**” for Students with all Student Services in one building.”

Classified Professional Workshop Participant

Practicing Inclusive Collaboration

“It's my first semester and if it wasn't for my colleague in Student Government, I wouldn't know about events or anything happening around campus.”

- Student Workshop Participant

Example of a typical Bulletin board display used widely across the Campus to inform Students of resources and events

- Observation Study



Insights

4. REIMAGINING FUTURE EXPERIENCES

INCONSISTENT CAMPUS EXPERIENCES IS A CHALLENGE

- Contrast between old and new buildings
- Disparity of classroom experience
- Influence of infrastructure on experience



Tensions

Learning + work patterns have changed ←-----⚡-----→ Space has not changed to support new patterns

Inherited workspace design ←-----⚡-----→ Designed “fit for purpose”

Empty underutilized spaces across Campus ←-----⚡-----→ Lack of process to re-purpose empty space

Inferior environmental experience in older buildings ←-----⚡-----→ Superior environmental experience in newer buildings

Reimagining Campus Experiences

Contrast between Student experience in old and new buildings



Student hangout areas in older buildings



Student hangout areas in newer buildings

Reimagining Campus Experiences

Contrast between old and new private offices



Private Office with no window



Newer Private Office with courtyard view

Reimagining Campus Experiences

Contrast between Classrooms



Lecture style Classrooms
without natural light



Classrooms with flexible furniture
with natural light

Your future learning and work experience...


Experience Principles



A glimpse of your future work experience...


Rodda Hall North 3rd Floor

Learning Zone | Learning Commons




Rodda Hall North 2nd Floor

Faculty Neighborhood| Team Hub, Single + Double Occupancy Office




Rodda Hall North 1st Floor

Neighborhood Zone| Counselling



Rodda Hall North 1st Floor

Neighborhood Zone | First Year Experience + EOP+S





Ideal Future Campus Experience

Thank you

Steelcase

Applied Research + Consulting

This document is strictly confidential and has been prepared for the exclusive use of Sacramento City College and Los Rios Community College District. This report has been developed by Steelcase Inc. and will remain its property. The contents may not be disclosed to any third party without first receiving written permission from Steelcase Inc.

For further information on the contents of this report, please contact:

John Hughes, Principal, Applied Research + Consulting



John Hughes
Steelcase Applied Research + Consulting
jhughes@steelcase.com



Frances Graham
Steelcase Applied Research + Consulting
fgraham@steelcase.com



Lynn Lantaff
Steelcase Applied Research + Consulting
llantaff@steelcase.com



Richard Powley
Steelcase Applied Research + Consulting
rpowley@steelcase.com