

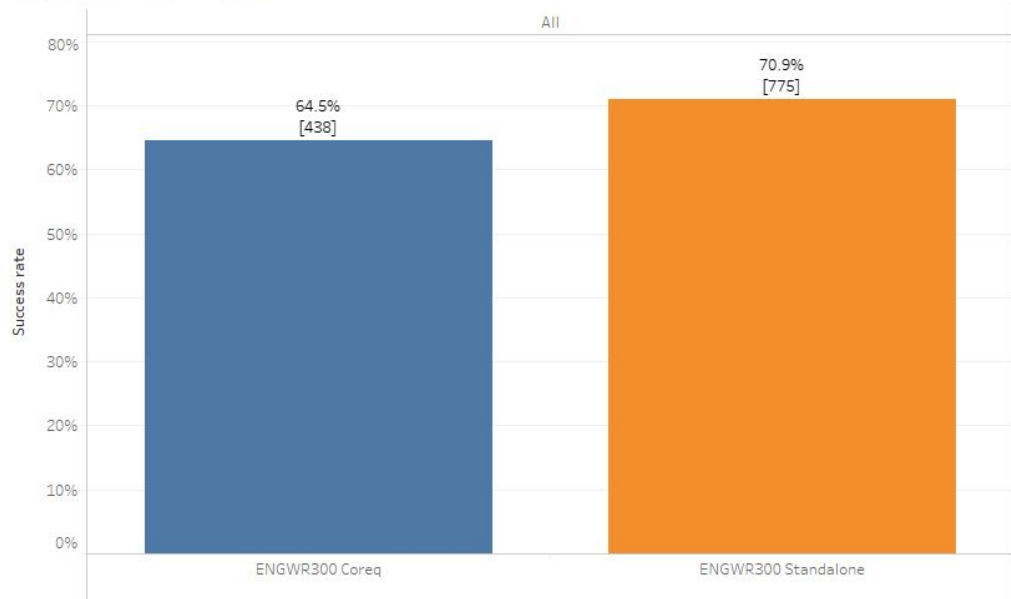
ENGWR 300 CO-REQ VS STANDALONE

First-time new students, Fall 2019, SCC

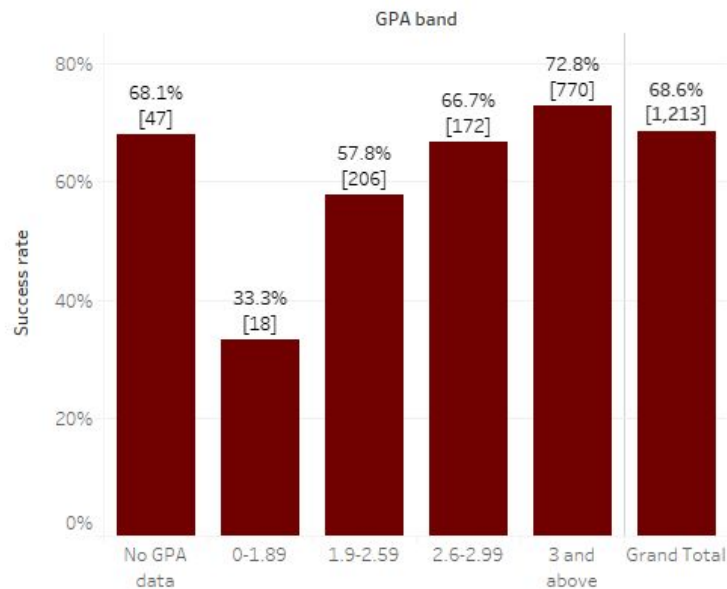
Prepared by Lan Hoang, SCC research analyst, using data queries created by District research office.

- The overall success rate for transfer-level ENGWR at SCC in Fall 2019 is **68.6%**.
- Success rate in the **co-req course is 64.5%** while that of the **standalone course is 70.9%**.
- It appears that the higher the high school GPA band, the higher success rate.

Success rate in **ENGWR300 with co-req** and **ENGWR300 standalone**, by *All GPA band* and by *All* (student characteristics), Fall 2019, SCC
 [enrollments in brackets]
 Groups with N < 10 are not shown.



Transfer-level ENGWR success rate by high school GPA band, Fall 2019, SCC
 [enrollments in brackets]

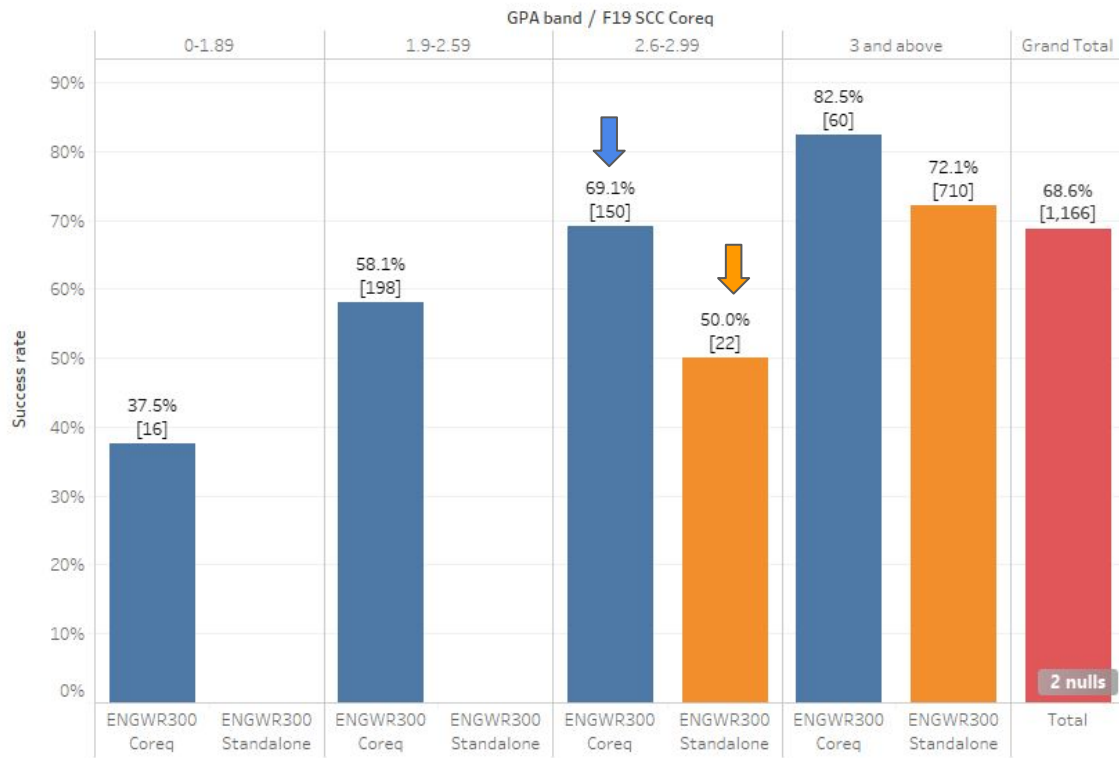


- Students with 2.6-2.99 GPA band have a higher success rate in the **co-req course (69.1%, 150 enrollments)** than in the **standalone course (50%, 22 enrollments)**.
- However there are very few 2.6-2.99 GPA students in the standalone course.

Success rate by high school GPA band in **ENGWR300 with coreq** and **ENGWR300 standalone**, Fall 2019, SCC

[enrollments in brackets]

Groups with N < 10 are not shown.

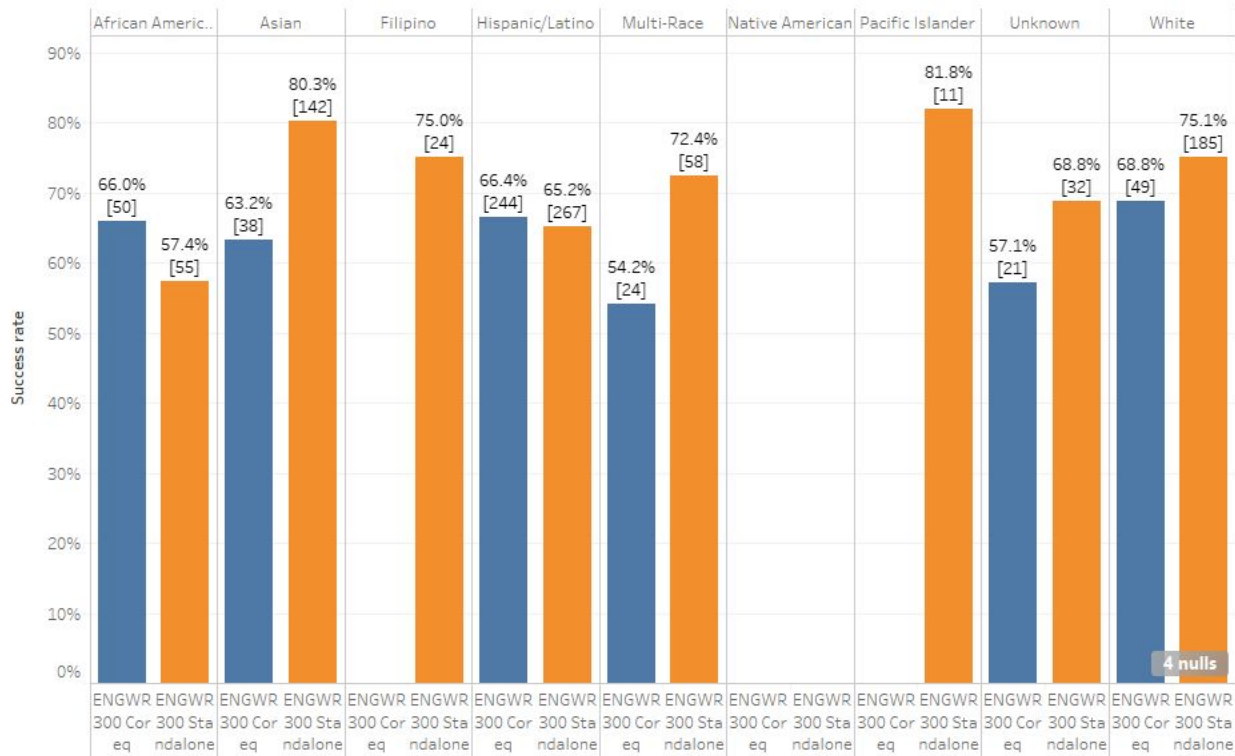


- By **Ethnicity**, African American and Hispanic students have slightly higher success rates in the co-req course than in the standalone course (**66%** vs **57.4%** for African American and **66.4%** vs **65.2%** for Hispanic).
- The reverse is true for Asian, Multi-Race, and White students.

Success rate in **ENGWR300 with co-req** and **ENGWR300 standalone**, by *All GPA band* and by *Ethnicity* (student characteristics), Fall 2019, SCC

[enrollments in brackets]

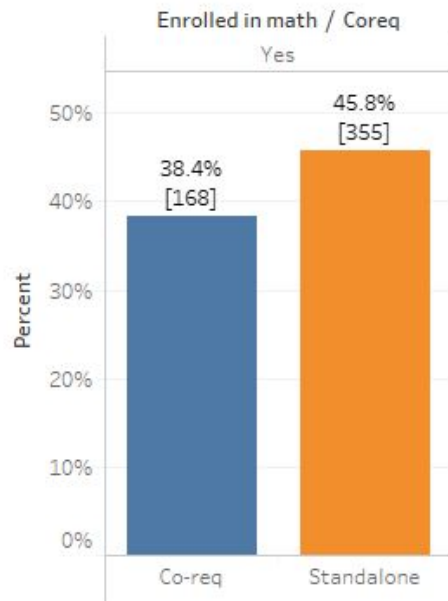
Groups with N < 10 are not shown.



ENGWR300 students' Math enrollment rate and average transfer units attempted, SCC first-time new students, Fall 2019

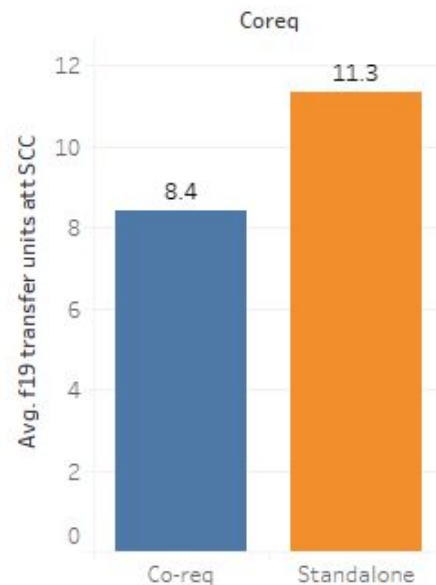
- Students who enrolled in the ENGWR300 standalone course are more likely than those in ENGWR300 with co-req to enroll in a math course in the same semester
- Students who enrolled in the ENGWR300 standalone course have a higher average transfer units attempted at SCC than those in the ENGWR300 with co-req.

Math enrollment rates F19



		Enrolled in math		
Coreq		No	Yes	Grand Total
Co-req	Number	270	168	438
	Percent	61.6%	38.4%	100.0%
Standalone	Number	420	355	775
	Percent	54.2%	45.8%	100.0%
Grand Total	Number	690	523	1,213
	Percent	56.9%	43.1%	100.0%

Average transfer units attempted at SCC F19



Coreq		
Co-req	Number	438
	Percent	36.1%
	Avg. f19 transfer units at SCC	8.4
Standalone	Number	775
	Percent	63.9%
	Avg. f19 transfer units at SCC	11.3