

Survey of Entering Student Engagement - Sacramento City College (2017 Administration)

2017 Benchmark Scores Report - Main Survey

Comparison Group: Extra-Large Colleges in the 2017 Cohort*

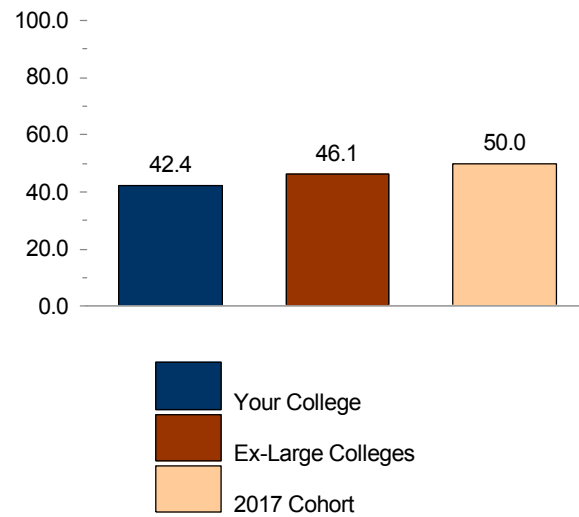
Entering Students Only

[Weighted]

	Your College	Ex-Large Colleges		2017 Cohort	
Benchmark	Score	Score	Difference	Score	Difference
Early Connections	42.4	46.1	-3.7	50.0	-7.6
High Expectations and Aspirations	49.3	50.1	-0.8	50.0	-0.7
Clear Academic Plan and Pathway	47.2	47.8	-0.5	50.0	-2.8
Effective Track to College Readiness	51.0	50.2	0.9	50.0	1.0
Engaged Learning	43.5	49.2	-5.7	50.0	-6.5
Academic and Social Support Network	42.5	48.2	-5.7	50.0	-7.5

* The comparison group and cohort columns on this page INCLUDE your college.

Survey of Entering Student Engagement
Sacramento City College (2017 Administration)
2017 Benchmark Bar Chart - Main Survey
Comparison Group: Extra-Large Colleges in the 2017 Cohort*
Entering Students Only
[Weighted]
Early Connections (EARLYCON)



* The comparison group and cohort bars on this page INCLUDE your college.

30NOV17

Survey of Entering Student Engagement - Sacramento City College (2017 Administration)

2017 Benchmark Means Report - Main Survey

Comparison Group: Extra-Large Colleges in the 2017 Cohort*

Entering Students Only

[Weighted]

Early Connections (EARLYCON)

		Your College	Ex-Large Colleges		2017 Cohort	
Item	Variable	Mean	Mean	Effect Size**	Mean	Effect Size**
Item 18: Think about your experiences from the time of your decision to attend this college through the end of the first three weeks of your first semester/quarter.						
1 = Strongly disagree, 2 = Disagree, 3 = Neutral, 4 = Agree, 5 = Strongly agree						
18a. The very first time I came to this college I felt welcome [EARLYCON]	WELCOME	3.88	3.99		4.05	-0.22**
18i. The college provided me with adequate information about financial assistance (scholarships, grants, loans, etc.) [EARLYCON]	FAINFO	3.29	3.42		3.51	
18j. A college staff member helped me determine whether I qualified for financial assistance [EARLYCON]	QUALFA	2.96	3.00		3.10	
18p. At least one college staff member (other than an instructor) learned my name [EARLYCON]	CSTAFNAM	3.15	3.15		3.34	
One or more items in this benchmark are not suited to means calculations. Please see the Frequency Distribution that follows for these items.						

* The comparison group and cohort columns on this page EXCLUDE your college.

** T-test: 2-tailed

If a row contains less than 50 respondents, interpret the comparison results cautiously.

Survey of Entering Student Engagement - Sacramento City College (2017 Administration)

2017 Benchmark Frequency Distributions - Main Survey

Comparison Group: Extra-Large Colleges in the 2017 Cohort*

Entering Students Only

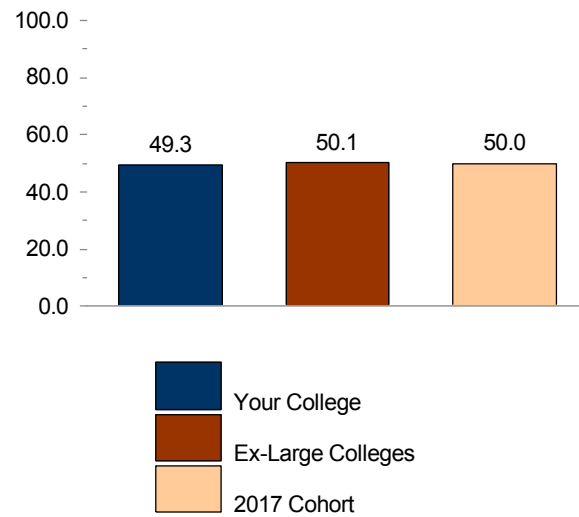
[Weighted]

Early Connections (EARLYCON)

			Your College		Ex-Large Colleges		2017 Cohort	
Item	Variable	Responses	Count	Percent	Count	Percent	Count	Percent
Item 18: Think about your experiences from the time of your decision to attend this college through the end of the first three weeks of your first semester/quarter.								
18a. The very first time I came to this college I felt welcome [EARLYCON]	WELCOME	Strongly disagree	2	0.4	139	0.7	553	0.6
		Disagree	13	1.9	423	2.0	1,699	1.7
		Neutral	210	30.5	5,001	23.8	20,979	21.4
		Agree	306	44.3	9,421	44.9	43,989	44.9
		Strongly agree	158	22.9	6,017	28.6	30,770	31.4
		Total	691	100.0	21,002	100.0	97,990	100.0
18i. The college provided me with adequate information about financial assistance (scholarships, grants, loans, etc.) [EARLYCON]	FAINFO	Strongly disagree	45	6.6	1,364	6.5	5,624	5.7
		Disagree	119	17.3	3,105	14.8	13,212	13.5
		Neutral	219	31.8	5,722	27.3	25,374	25.9
		Agree	200	29.0	6,855	32.7	33,244	34.0
		Strongly agree	105	15.3	3,933	18.7	20,358	20.8
		Total	687	100.0	20,979	100.0	97,812	100.0
18j. A college staff member helped me determine whether I qualified for financial assistance [EARLYCON]	QUALFA	Strongly disagree	77	11.1	2,218	10.6	9,419	9.7
		Disagree	194	28.2	5,844	27.9	24,578	25.2
		Neutral	186	27.1	5,363	25.6	25,379	26.0
		Agree	141	20.5	4,623	22.1	22,962	23.5
		Strongly agree	90	13.1	2,861	13.7	15,210	15.6
		Total	688	100.0	20,908	100.0	97,548	100.0
18p. At least one college staff member (other than an instructor) learned my name [EARLYCON]	CSTAFNAM	Strongly disagree	99	14.5	2,817	13.5	10,811	11.1
		Disagree	156	22.9	4,743	22.7	19,458	19.9
		Neutral	104	15.2	4,146	19.8	18,014	18.4
		Agree	186	27.3	4,886	23.3	24,928	25.5
		Strongly agree	137	20.0	4,343	20.7	24,533	25.1
		Total	682	100.0	20,935	100.0	97,745	100.0
Item 23								
23. Was a specific person assigned to you so you could see him/her each time you needed information or assistance? [EARLYCON]	ASNPERS	Yes	125	18.7	5,909	29.2	31,254	32.9
		No	544	81.3	14,335	70.8	63,634	67.1
		Total	669	100.0	20,244	100.0	94,889	100.0

* The comparison group and cohort columns on this page EXCLUDE your college.

Survey of Entering Student Engagement
Sacramento City College (2017 Administration)
2017 Benchmark Bar Chart - Main Survey
 Comparison Group: Extra-Large Colleges in the 2017 Cohort*
 Entering Students Only
 [Weighted]
 High Expectations and Aspirations (HIEXPECT)



* The comparison group and cohort bars on this page INCLUDE your college.

30NOV17

Survey of Entering Student Engagement - Sacramento City College (2017 Administration)
2017 Benchmark Means Report - Main Survey

Comparison Group: Extra-Large Colleges in the 2017 Cohort*

Entering Students Only

[Weighted]

High Expectations and Aspirations (HIEEXPECT)

		Your College	Ex-Large Colleges		2017 Cohort	
Item	Variable	Mean	Mean	Effect Size**	Mean	Effect Size**
Item 18: Think about your experiences from the time of your decision to attend this college through the end of the first three weeks of your first semester/quarter.						
1 = Strongly disagree, 2 = Disagree, 3 = Neutral, 4 = Agree, 5 = Strongly agree						
18b. The instructors at this college want me to succeed [HIEEXPECT]	WNTSCCD	4.15	4.27		4.30	-0.22**
18t. I have the motivation to do what it takes to succeed in college [HIEEXPECT]	ITTAKES	4.31	4.38		4.37	
18u. I am prepared academically to succeed in college [HIEEXPECT]	ACPRPRD	4.22	4.29		4.27	
Item 19: During the first three weeks of your first semester/quarter at this college, about how often did you do the following?						
1 = Never, 2 = Once, 3 = Two or three times, 4 = Four or more times						
19c. Turn in an assignment late [HIEEXPECT]	LATETURN	1.37	1.44		1.47	
19d. Not turn in an assignment [HIEEXPECT]	NOTTURN	1.40	1.40		1.41	
19f. Come to class without completing readings or assignments [HIEEXPECT]	NOTCOMPL	1.62	1.59		1.61	
19s. Skip class [HIEEXPECT]	SKIPCL	1.30	1.30		1.32	

* The comparison group and cohort columns on this page EXCLUDE your college.

** T-test: 2-tailed

If a row contains less than 50 respondents, interpret the comparison results cautiously.

Survey of Entering Student Engagement - Sacramento City College (2017 Administration)

2017 Benchmark Frequency Distributions - Main Survey

Comparison Group: Extra-Large Colleges in the 2017 Cohort*

Entering Students Only

[Weighted]

High Expectations and Aspirations (HIEXPECT)

			Your College		Ex-Large Colleges		2017 Cohort	
Item	Variable	Responses	Count	Percent	Count	Percent	Count	Percent
Item 18: Think about your experiences from the time of your decision to attend this college through the end of the first three weeks of your first semester/quarter.								
18b. The instructors at this college want me to succeed [HIEXPECT]	WNTSCCD	Strongly disagree	2	0.3	40	0.2	215	0.2
		Disagree	3	0.4	134	0.6	581	0.6
		Neutral	111	16.4	2,510	12.0	10,549	10.8
		Agree	336	49.5	9,789	46.8	44,429	45.5
		Strongly agree	226	33.4	8,450	40.4	41,780	42.8
		Total	678	100.0	20,923	100.0	97,554	100.0
18t. I have the motivation to do what it takes to succeed in college [HIEXPECT]	ITTAKES	Strongly disagree	5	0.7	124	0.6	546	0.6
		Disagree	15	2.1	289	1.4	1,294	1.3
		Neutral	78	11.3	2,050	9.8	10,003	10.2
		Agree	258	37.5	7,522	36.0	35,627	36.5
		Strongly agree	332	48.3	10,925	52.2	50,157	51.4
		Total	688	100.0	20,909	100.0	97,628	100.0
18u. I am prepared academically to succeed in college [HIEXPECT]	ACPRPRD	Strongly disagree	5	0.8	115	0.5	565	0.6
		Disagree	13	1.9	320	1.5	1,546	1.6
		Neutral	98	14.3	2,687	12.8	13,037	13.3
		Agree	278	40.5	8,200	39.1	38,820	39.7
		Strongly agree	292	42.6	9,660	46.0	43,884	44.8
		Total	686	100.0	20,982	100.0	97,851	100.0
Item 19: During the first three weeks of your first semester/quarter at this college, about how often did you do the following?								
19c. Turn in an assignment late [HIEXPECT]	LATETURN	Never	484	70.8	13,828	65.9	62,640	63.7
		Once	152	22.2	5,292	25.2	26,048	26.5
		Two or three times	43	6.3	1,624	7.7	8,466	8.6
		Four or more times	5	0.8	247	1.2	1,232	1.3
		Total	684	100.0	20,991	100.0	98,386	100.0
19d. Not turn in an assignment [HIEXPECT]	NOTTURN	Never	464	68.2	14,353	69.6	67,538	70.0
		Once	165	24.3	4,538	22.0	20,500	21.2
		Two or three times	44	6.4	1,385	6.7	6,812	7.1
		Four or more times	7	1.1	344	1.7	1,675	1.7
		Total	680	100.0	20,620	100.0	96,525	100.0
19f. Come to class without completing readings or assignments [HIEXPECT]	NOTCOMPL	Never	380	55.3	12,045	57.3	55,723	56.6
		Once	205	29.8	6,048	28.8	28,441	28.9
		Two or three times	87	12.6	2,339	11.1	11,513	11.7
		Four or more times	16	2.3	589	2.8	2,751	2.8
		Total	688	100.0	21,021	100.0	98,428	100.0

* The comparison group and cohort columns on this page EXCLUDE your college.

Survey of Entering Student Engagement - Sacramento City College (2017 Administration)

2017 Benchmark Frequency Distributions - Main Survey

Comparison Group: Extra-Large Colleges in the 2017 Cohort*

Entering Students Only

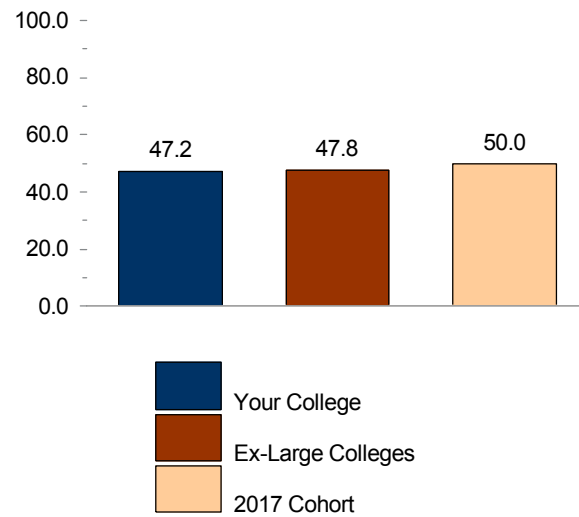
[Weighted]

High Expectations and Aspirations (HIEEXPECT)

			Your College		Ex-Large Colleges		2017 Cohort	
Item	Variable	Responses	Count	Percent	Count	Percent	Count	Percent
Item 19: During the first three weeks of your first semester/quarter at this college, about how often did you do the following?								
19s. Skip class [HIEEXPECT]	SKIPCL	Never	523	76.2	16,407	77.9	75,425	76.5
		Once	122	17.8	3,287	15.6	16,006	16.2
		Two or three times	39	5.7	1,130	5.4	5,913	6.0
		Four or more times	2	0.3	235	1.1	1,289	1.3
		Total	687	100.0	21,059	100.0	98,633	100.0

* The comparison group and cohort columns on this page EXCLUDE your college.

Survey of Entering Student Engagement
Sacramento City College (2017 Administration)
2017 Benchmark Bar Chart - Main Survey
Comparison Group: Extra-Large Colleges in the 2017 Cohort*
Entering Students Only
[Weighted]
Clear Academic Plan and Pathway (ACADPLAN)



* The comparison group and cohort bars on this page INCLUDE your college.

30NOV17

Survey of Entering Student Engagement - Sacramento City College (2017 Administration)

2017 Benchmark Means Report - Main Survey

Comparison Group: Extra-Large Colleges in the 2017 Cohort*

Entering Students Only

[Weighted]

Clear Academic Plan and Pathway (ACADPLAN)

		Your College	Ex-Large Colleges		2017 Cohort	
Item	Variable	Mean	Mean	Effect Size**	Mean	Effect Size**
Item 18: Think about your experiences from the time of your decision to attend this college through the end of the first three weeks of your first semester/quarter.						
1 = Strongly disagree, 2 = Disagree, 3 = Neutral, 4 = Agree, 5 = Strongly agree						
18d. I was able to meet with an academic advisor at times convenient for me [ACADPLAN]	AACONTIM	3.61	3.76		3.83	-0.24**
18e. An advisor helped me to select a course of study, program, or major [ACADPLAN]	AASELMAJ	3.53	3.70		3.77	-0.21**
18f. An advisor helped me to set academic goals and to create a plan for achieving them [ACADPLAN]	ACADGOAL	3.57	3.36		3.39	
18g. An advisor helped me to identify the courses I needed to take during my first semester/quarter [ACADPLAN]	CRSADV	3.84	3.91		3.96	
18h. A college staff member talked with me about my commitments outside of school (work, children, dependents, etc.) to help me figure out how many courses to take [ACADPLAN]	OSCOMM	2.90	2.83		2.95	

* The comparison group and cohort columns on this page EXCLUDE your college.

** T-test: 2-tailed

If a row contains less than 50 respondents, interpret the comparison results cautiously.

Survey of Entering Student Engagement - Sacramento City College (2017 Administration)

2017 Benchmark Frequency Distributions - Main Survey

Comparison Group: Extra-Large Colleges in the 2017 Cohort*

Entering Students Only

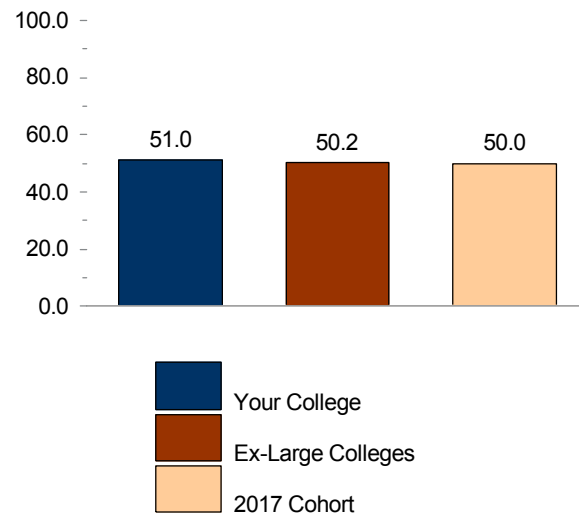
[Weighted]

Clear Academic Plan and Pathway (ACADPLAN)

			Your College		Ex-Large Colleges		2017 Cohort	
Item	Variable	Responses	Count	Percent	Count	Percent	Count	Percent
Item 18: Think about your experiences from the time of your decision to attend this college through the end of the first three weeks of your first semester/quarter.								
18d. I was able to meet with an academic advisor at times convenient for me [ACADPLAN]	AACONTIM	Strongly disagree	25	3.7	504	2.4	2,070	2.1
		Disagree	69	10.2	1,718	8.3	6,480	6.7
		Neutral	188	27.9	5,236	25.2	23,356	24.0
		Agree	257	38.1	8,157	39.2	38,966	40.1
		Strongly agree	135	20.0	5,191	24.9	26,292	27.1
		Total	675	100.0	20,806	100.0	97,164	100.0
18e. An advisor helped me to select a course of study, program, or major [ACADPLAN]	AASELMAJ	Strongly disagree	48	7.0	976	4.7	4,119	4.2
		Disagree	99	14.5	2,691	12.8	11,293	11.5
		Neutral	150	21.9	3,872	18.5	17,647	18.0
		Agree	217	31.7	7,492	35.7	35,171	35.9
		Strongly agree	171	24.9	5,940	28.3	29,610	30.3
		Total	685	100.0	20,970	100.0	97,840	100.0
18f. An advisor helped me to set academic goals and to create a plan for achieving them [ACADPLAN]	ACADGOAL	Strongly disagree	41	6.0	1,296	6.2	5,430	5.6
		Disagree	120	17.5	4,002	19.1	17,897	18.3
		Neutral	115	16.7	5,686	27.2	27,411	28.1
		Agree	225	32.8	5,829	27.9	27,209	27.9
		Strongly agree	185	27.0	4,111	19.6	19,671	20.2
		Total	685	100.0	20,924	100.0	97,619	100.0
18g. An advisor helped me to identify the courses I needed to take during my first semester/quarter [ACADPLAN]	CRSADV	Strongly disagree	32	4.6	785	3.7	3,132	3.2
		Disagree	75	10.9	1,760	8.4	7,249	7.4
		Neutral	85	12.4	2,806	13.4	13,133	13.4
		Agree	280	40.7	8,824	42.1	40,756	41.7
		Strongly agree	216	31.5	6,786	32.4	33,524	34.3
		Total	688	100.0	20,963	100.0	97,794	100.0
18h. A college staff member talked with me about my commitments outside of school (work, children, dependents, etc.) to help me figure out how many courses to take [ACADPLAN]	OSCOMM	Strongly disagree	89	13.0	2,660	12.7	10,915	11.2
		Disagree	197	28.7	6,837	32.6	28,991	29.6
		Neutral	174	25.3	5,178	24.7	24,845	25.4
		Agree	150	21.8	3,934	18.8	20,132	20.6
		Strongly agree	77	11.2	2,366	11.3	12,901	13.2
		Total	688	100.0	20,975	100.0	97,785	100.0

* The comparison group and cohort columns on this page EXCLUDE your college.

Survey of Entering Student Engagement
Sacramento City College (2017 Administration)
2017 Benchmark Bar Chart - Main Survey
Comparison Group: Extra-Large Colleges in the 2017 Cohort*
Entering Students Only
[Weighted]
Effective Track to College Readiness (COLLREAD)



* The comparison group and cohort bars on this page INCLUDE your college.

30NOV17

Survey of Entering Student Engagement - Sacramento City College (2017 Administration)

2017 Benchmark Means Report - Main Survey

Comparison Group: Extra-Large Colleges in the 2017 Cohort*

Entering Students Only

[Weighted]

Effective Track to College Readiness (COLLREAD)

		Your College	Ex-Large Colleges		2017 Cohort	
Item	Variable	Mean	Mean	Effect Size**	Mean	Effect Size**
Item 21: Think about your experiences from the time of your decision to attend this college through the end of the first three weeks of your first semester/quarter. Within a class, or through another experience at this college:						
1 = Strongly disagree, 2 = Disagree, 3 = Neutral, 4 = Agree, 5 = Strongly agree						
21a. I learned to improve my study skills (listening, note taking, highlighting readings, working with others, etc.) [COLLREAD]	LNDSTUDY	3.91	4.03		4.04	
21b. I learned to understand my academic strengths and weaknesses [COLLREAD]	LNDACAWK	3.82	3.97		3.98	
21c. I learned skills and strategies to improve my test-taking ability [COLLREAD]	LNSKILLS	3.62	3.68		3.68	
One or more items in this benchmark are not suited to means calculations. Please see the Frequency Distribution that follows for these items.						

* The comparison group and cohort columns on this page EXCLUDE your college.

** T-test: 2-tailed

If a row contains less than 50 respondents, interpret the comparison results cautiously.

Survey of Entering Student Engagement - Sacramento City College (2017 Administration)

2017 Benchmark Frequency Distributions - Main Survey

Comparison Group: Extra-Large Colleges in the 2017 Cohort*

Entering Students Only

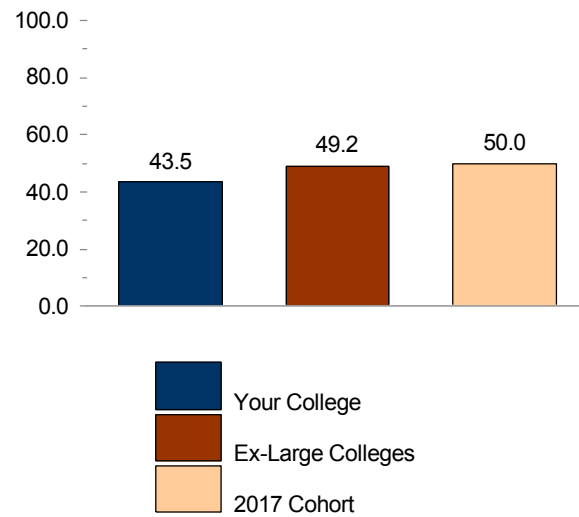
[Weighted]

Effective Track to College Readiness (COLLREAD)

			Your College		Ex-Large Colleges		2017 Cohort	
Item	Variable	Responses	Count	Percent	Count	Percent	Count	Percent
Item 12: Think about your experiences from the time of your decision to attend this college through the end of the first three weeks of your first semester/quarter.								
12a. Before I could register for classes, I was required to take a placement test (COMPASS, ASSET, ACCUPLACER, SAT, ACT, etc.) to assess my skills in reading, writing, and/or math [COLLREAD]	REQPTST	Yes	604	88.5	17,217	82.5	80,704	83.0
		No	78	11.5	3,647	17.5	16,563	17.0
		Total	682	100.0	20,864	100.0	97,267	100.0
12b. I took a placement test (COMPASS, ASSET, ACCUPLACER, SAT, ACT, etc.) [COLLREAD]	TKPTST	Yes	560	85.8	17,560	86.4	83,053	87.3
		No	93	14.2	2,756	13.6	12,063	12.7
		Total	653	100.0	20,315	100.0	95,117	100.0
Item 14								
14. This college required me to enroll in classes indicated by my placement test scores during my first semester/quarter [COLLREAD]	REQCLASS	Yes	524	77.1	14,318	68.9	65,301	67.4
		No	155	22.9	6,470	31.1	31,600	32.6
		Total	679	100.0	20,788	100.0	96,901	100.0
Item 21: Think about your experiences from the time of your decision to attend this college through the end of the first three weeks of your first semester/quarter. Within a class, or through another experience at this college:								
21a. I learned to improve my study skills (listening, note taking, highlighting readings, working with others, etc.) [COLLREAD]	LNDSTUDY	Strongly disagree	7	1.0	285	1.4	1,277	1.3
		Disagree	41	6.0	727	3.5	3,514	3.6
		Neutral	158	23.1	4,067	19.5	18,944	19.3
		Agree	277	40.6	8,840	42.3	40,900	41.8
		Strongly agree	200	29.3	6,973	33.4	33,281	34.0
		Total	684	100.0	20,892	100.0	97,918	100.0
21b. I learned to understand my academic strengths and weaknesses [COLLREAD]	LNDACAWK	Strongly disagree	11	1.7	270	1.3	1,105	1.1
		Disagree	34	5.0	757	3.6	3,485	3.6
		Neutral	182	26.7	4,544	21.8	21,220	21.7
		Agree	292	42.7	9,140	43.8	42,705	43.7
		Strongly agree	164	24.0	6,152	29.5	29,292	29.9
		Total	684	100.0	20,864	100.0	97,807	100.0
21c. I learned skills and strategies to improve my test-taking ability [COLLREAD]	LNDSKLLS	Strongly disagree	15	2.1	521	2.5	2,454	2.5
		Disagree	79	11.6	1,951	9.3	8,900	9.1
		Neutral	208	30.3	6,335	30.3	30,228	30.9
		Agree	234	34.1	6,970	33.4	31,836	32.5
		Strongly agree	150	21.9	5,105	24.4	24,427	25.0
		Total	685	100.0	20,882	100.0	97,845	100.0

* The comparison group and cohort columns on this page EXCLUDE your college.

Survey of Entering Student Engagement
Sacramento City College (2017 Administration)
2017 Benchmark Bar Chart - Main Survey
Comparison Group: Extra-Large Colleges in the 2017 Cohort*
Entering Students Only
[Weighted]
Engaged Learning (ENGAGLRN)



* The comparison group and cohort bars on this page INCLUDE your college.

30NOV17

Survey of Entering Student Engagement - Sacramento City College (2017 Administration)
2017 Benchmark Means Report - Main Survey

Comparison Group: Extra-Large Colleges in the 2017 Cohort*

Entering Students Only

[Weighted]

Engaged Learning (ENGAGLRN)

		Your College	Ex-Large Colleges		2017 Cohort	
Item	Variable	Mean	Mean	Effect Size**	Mean	Effect Size**
Item 19: During the first three weeks of your first semester/quarter at this college, about how often did you do the following?						
1 = Never, 2 = Once, 3 = Two or three times, 4 = Four or more times						
19a. Ask questions in class or contribute to class discussions [ENGAGLRN]	ASKQUES	2.68	2.73		2.79	
19b. Prepare at least two drafts of a paper or assignment before turning it in [ENGAGLRN]	PREPDRFT	2.00	2.13		2.11	
19e. Participate in supplemental instruction (extra class sessions with an instructor, tutor, or experienced student) [ENGAGLRN]	SUPINSTR	1.55	1.55		1.54	
19g. Work with other students on a project or assignment during class [ENGAGLRN]	PINCLASS	2.34	2.44		2.47	
19h. Work with classmates outside of class on class projects or assignments [ENGAGLRN]	PREPOUTC	1.51	1.59		1.60	
19i. Participate in a required study group outside of class [ENGAGLRN]	GRPSTUDY	1.29	1.32		1.31	
19j. Participate in a student-initiated (not required) study group outside of class [ENGAGLRN]	NRGSTUDY	1.30	1.32		1.31	
19k. Use an electronic tool (e-mail, text messaging, Facebook, MySpace, class Web site, etc.) to communicate with another student about coursework [ENGAGLRN]	USEINTMG	2.06	2.20		2.19	
19l. Use an electronic tool (e-mail, text messaging, Facebook, MySpace, class Web site, etc.) to communicate with an instructor about coursework [ENGAGLRN]	MAILFAC	1.99	2.19		2.26	-0.26**
19m. Discuss an assignment or grade with an instructor [ENGAGLRN]	FACASSN	1.92	2.03		2.07	
19n. Ask for help from an instructor regarding questions or problems related to a class [ENGAGLRN]	CLASSREL	2.15	2.32		2.34	-0.21**
19o. Receive prompt written or oral feedback from instructors on your performance [ENGAGLRN]	FEEDBACK	2.18	2.29		2.35	
19q. Discuss ideas from your readings or classes with instructors outside of class [ENGAGLRN]	FACIDOC	1.58	1.56		1.59	
Item 20.2: Think about your experiences from the time of your decision to attend this college through the end of the first three weeks of your first semester/quarter. How often did you use the following services?						
1 = Never, 2 = Once, 3 = Two or three times, 4 = Four or more times						
20.2d. Face-to-face tutoring [ENGAGLRN]	FFTUSE	1.27	1.31		1.31	
20.2f. Writing, math, or other skill lab [ENGAGLRN]	SKLABUSE	1.65	1.68		1.66	
20.2h. Computer lab [ENGAGLRN]	COMLBUSE	1.53	2.00	-0.43**	2.02	-0.44**

* The comparison group and cohort columns on this page EXCLUDE your college.

** T-test: 2-tailed

If a row contains less than 50 respondents, interpret the comparison results cautiously.

Survey of Entering Student Engagement - Sacramento City College (2017 Administration)

2017 Benchmark Frequency Distributions - Main Survey

Comparison Group: Extra-Large Colleges in the 2017 Cohort*

Entering Students Only

[Weighted]

Engaged Learning (ENGAGLRN)

			Your College		Ex-Large Colleges		2017 Cohort	
Item	Variable	Responses	Count	Percent	Count	Percent	Count	Percent
Item 19: During the first three weeks of your first semester/quarter at this college, about how often did you do the following?								
19a. Ask questions in class or contribute to class discussions [ENGAGLRN]	ASKQUES	Never	72	10.4	2,028	9.6	8,724	8.8
		Once	196	28.3	5,605	26.6	24,224	24.5
		Two or three times	303	43.9	9,436	44.7	44,993	45.5
		Four or more times	120	17.4	4,036	19.1	20,890	21.1
		Total	691	100.0	21,104	100.0	98,832	100.0
19b. Prepare at least two drafts of a paper or assignment before turning it in [ENGAGLRN]	PREPDRFT	Never	234	34.4	5,908	28.2	29,085	29.7
		Once	248	36.5	7,730	36.9	35,142	35.9
		Two or three times	160	23.5	5,989	28.6	27,388	28.0
		Four or more times	38	5.5	1,300	6.2	6,269	6.4
		Total	680	100.0	20,927	100.0	97,884	100.0
19e. Participate in supplemental instruction (extra class sessions with an instructor, tutor, or experienced student) [ENGAGLRN]	SUPINSTR	Never	455	65.9	13,850	65.7	65,842	66.7
		Once	122	17.7	3,824	18.1	17,025	17.2
		Two or three times	78	11.3	2,404	11.4	11,028	11.2
		Four or more times	35	5.0	1,002	4.8	4,828	4.9
		Total	690	100.0	21,080	100.0	98,723	100.0
19g. Work with other students on a project or assignment during class [ENGAGLRN]	PINCLASS	Never	189	27.5	4,471	21.2	20,463	20.7
		Once	180	26.2	5,814	27.6	26,387	26.7
		Two or three times	214	31.2	7,836	37.2	37,234	37.7
		Four or more times	103	15.0	2,947	14.0	14,591	14.8
		Total	686	100.0	21,067	100.0	98,675	100.0
19h. Work with classmates outside of class on class projects or assignments [ENGAGLRN]	PREPOUTC	Never	465	67.5	13,104	62.5	61,399	62.6
		Once	124	18.0	4,261	20.3	18,988	19.3
		Two or three times	73	10.6	2,687	12.8	13,003	13.2
		Four or more times	27	3.9	915	4.4	4,749	4.8
		Total	689	100.0	20,967	100.0	98,139	100.0
19i. Participate in a required study group outside of class [ENGAGLRN]	GRPSTUDY	Never	557	81.2	16,829	80.0	79,830	80.9
		Once	72	10.4	2,343	11.1	10,191	10.3
		Two or three times	43	6.2	1,301	6.2	5,947	6.0
		Four or more times	15	2.2	572	2.7	2,688	2.7
		Total	687	100.0	21,045	100.0	98,656	100.0
19j. Participate in a student-initiated (not required) study group outside of class [ENGAGLRN]	NRGSTUDY	Never	548	79.7	16,658	79.5	79,131	80.6
		Once	88	12.8	2,430	11.6	10,592	10.8
		Two or three times	33	4.8	1,285	6.1	5,916	6.0
		Four or more times	18	2.6	576	2.7	2,555	2.6
		Total	687	100.0	20,949	100.0	98,194	100.0

* The comparison group and cohort columns on this page EXCLUDE your college.

Survey of Entering Student Engagement - Sacramento City College (2017 Administration)

2017 Benchmark Frequency Distributions - Main Survey

Comparison Group: Extra-Large Colleges in the 2017 Cohort*

Entering Students Only

[Weighted]

Engaged Learning (ENGAGLRN)

			Your College		Ex-Large Colleges		2017 Cohort	
Item	Variable	Responses	Count	Percent	Count	Percent	Count	Percent
Item 19: During the first three weeks of your first semester/quarter at this college, about how often did you do the following?								
19k. Use an electronic tool (e-mail, text messaging, Facebook, MySpace, class Web site, etc.) to communicate with another student about coursework [ENGAGLRN]	USEINTMG	Never	284	41.6	7,904	37.5	37,363	37.8
		Once	160	23.4	4,800	22.8	22,202	22.5
		Two or three times	151	22.1	4,711	22.4	22,085	22.4
		Four or more times	88	12.9	3,655	17.3	17,091	17.3
		Total	684	100.0	21,070	100.0	98,740	100.0
19l. Use an electronic tool (e-mail, text messaging, Facebook, MySpace, class Web site, etc.) to communicate with an instructor about coursework [ENGAGLRN]	MAILFAC	Never	283	41.5	6,923	33.0	30,091	30.6
		Once	194	28.5	5,892	28.1	27,111	27.6
		Two or three times	131	19.2	5,377	25.6	26,854	27.3
		Four or more times	74	10.8	2,783	13.3	14,193	14.4
		Total	683	100.0	20,974	100.0	98,250	100.0
19m. Discuss an assignment or grade with an instructor [ENGAGLRN]	FACASSN	Never	287	41.7	7,353	35.0	32,563	33.0
		Once	225	32.7	7,148	34.0	33,970	34.5
		Two or three times	126	18.2	5,006	23.8	24,702	25.1
		Four or more times	52	7.5	1,514	7.2	7,333	7.4
		Total	690	100.0	21,021	100.0	98,568	100.0
19n. Ask for help from an instructor regarding questions or problems related to a class [ENGAGLRN]	CLASSREL	Never	227	33.1	4,892	23.4	22,635	23.0
		Once	199	29.0	6,894	32.9	31,252	31.8
		Two or three times	191	27.8	6,728	32.1	32,612	33.2
		Four or more times	69	10.1	2,422	11.6	11,875	12.1
		Total	685	100.0	20,935	100.0	98,373	100.0
19o. Receive prompt written or oral feedback from instructors on your performance [ENGAGLRN]	FEEDBACK	Never	230	33.8	5,511	26.3	24,360	24.8
		Once	189	27.8	6,323	30.2	28,727	29.2
		Two or three times	174	25.5	6,515	31.1	32,159	32.7
		Four or more times	89	13.0	2,583	12.3	13,115	13.3
		Total	682	100.0	20,932	100.0	98,361	100.0
19q. Discuss ideas from your readings or classes with instructors outside of class [ENGAGLRN]	FACIDOC	Never	446	65.1	13,585	64.6	62,360	63.3
		Once	123	17.9	4,059	19.3	19,398	19.7
		Two or three times	72	10.5	2,343	11.1	11,826	12.0
		Four or more times	45	6.5	1,041	5.0	4,932	5.0
		Total	686	100.0	21,028	100.0	98,516	100.0
Item 20.2: Think about your experiences from the time of your decision to attend this college through the end of the first three weeks of your first semester/quarter. How often did you use the following services?								
20.2d. Face-to-face tutoring [ENGAGLRN]	FFTUSE	Never	552	84.8	16,353	80.6	77,206	81.6
		Once	51	7.8	2,143	10.6	9,077	9.6
		Two or three times	22	3.4	1,119	5.5	5,054	5.3
		Four or more times	26	4.0	663	3.3	3,261	3.4
		Total	651	100.0	20,278	100.0	94,597	100.0

* The comparison group and cohort columns on this page EXCLUDE your college.

Survey of Entering Student Engagement - Sacramento City College (2017 Administration)

2017 Benchmark Frequency Distributions - Main Survey

Comparison Group: Extra-Large Colleges in the 2017 Cohort*

Entering Students Only

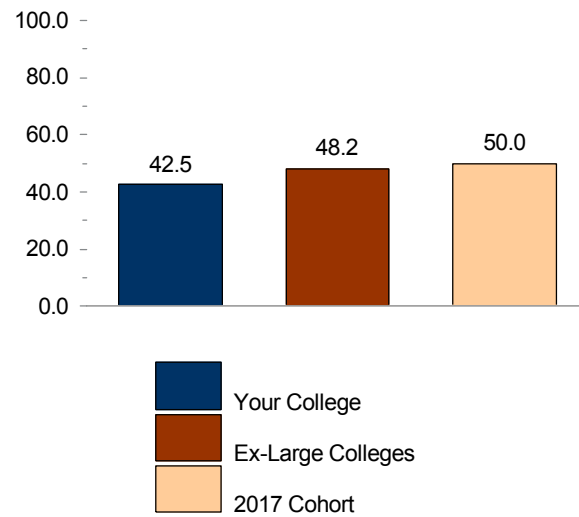
[Weighted]

Engaged Learning (ENGAGLRN)

			Your College		Ex-Large Colleges		2017 Cohort	
Item	Variable	Responses	Count	Percent	Count	Percent	Count	Percent
Item 20.2: Think about your experiences from the time of your decision to attend this college through the end of the first three weeks of your first semester/quarter. How often did you use the following services?								
20.2f. Writing, math, or other skill lab [ENGAGLRN]	SKLABUSE	Never	432	65.8	12,876	63.9	62,163	66.2
		Once	89	13.6	3,003	14.9	12,108	12.9
		Two or three times	65	9.9	2,098	10.4	9,313	9.9
		Four or more times	70	10.7	2,180	10.8	10,340	11.0
		Total	656	100.0	20,157	100.0	93,925	100.0
20.2h. Computer lab [ENGAGLRN]	COMLBUSE	Never	453	69.5	9,807	48.3	45,652	48.3
		Once	97	14.9	3,911	19.3	17,308	18.3
		Two or three times	55	8.5	3,441	17.0	15,698	16.6
		Four or more times	47	7.1	3,138	15.5	15,933	16.8
		Total	652	100.0	20,296	100.0	94,591	100.0

* The comparison group and cohort columns on this page EXCLUDE your college.

Survey of Entering Student Engagement
Sacramento City College (2017 Administration)
2017 Benchmark Bar Chart - Main Survey
Comparison Group: Extra-Large Colleges in the 2017 Cohort*
Entering Students Only
[Weighted]
Academic and Social Support (ACSOCSUP)



* The comparison group and cohort bars on this page INCLUDE your college.

30NOV17

Survey of Entering Student Engagement - Sacramento City College (2017 Administration)
2017 Benchmark Means Report - Main Survey

Comparison Group: Extra-Large Colleges in the 2017 Cohort*

Entering Students Only

[Weighted]

Academic and Social Support (ACSOCSUP)

		Your College	Ex-Large Colleges		2017 Cohort	
Item	Variable	Mean	Mean	Effect Size**	Mean	Effect Size**
Item 18: Think about your experiences from the time of your decision to attend this college through the end of the first three weeks of your first semester/quarter.						
1 = Strongly disagree, 2 = Disagree, 3 = Neutral, 4 = Agree, 5 = Strongly agree						
18l. All instructors clearly explained academic and student support services available at this college [ACSOCSUP]	RESOURCE	3.58	3.92	-0.38**	3.93	-0.39**
18m. All instructors clearly explained course grading policies [ACSOCSUP]	GRADEPOL	4.13	4.27		4.27	
18n. All instructors clearly explained course syllabi (syllabuses) [ACSOCSUP]	SYLLABI	4.27	4.36		4.37	
18o. I knew how to get in touch with my instructors outside of class [ACSOCSUP]	FACMEET	4.21	4.28		4.30	
18q. At least one other student whom I didn't previously know learned my name [ACSOCSUP]	OSTUDNAM	3.91	4.06		4.11	-0.21**
18r. At least one instructor learned my name [ACSOCSUP]	FACNAM	4.05	4.13		4.24	-0.23**
18s. I learned the name of at least one other student in most of my classes [ACSOCSUP]	STUNAM	4.09	4.15		4.23	

* The comparison group and cohort columns on this page EXCLUDE your college.

** T-test: 2-tailed

If a row contains less than 50 respondents, interpret the comparison results cautiously.

Survey of Entering Student Engagement - Sacramento City College (2017 Administration)

2017 Benchmark Frequency Distributions - Main Survey

Comparison Group: Extra-Large Colleges in the 2017 Cohort*

Entering Students Only

[Weighted]

Academic and Social Support (ACSOCSUP)

			Your College		Ex-Large Colleges		2017 Cohort	
Item	Variable	Responses	Count	Percent	Count	Percent	Count	Percent
Item 18: Think about your experiences from the time of your decision to attend this college through the end of the first three weeks of your first semester/quarter.								
18l. All instructors clearly explained academic and student support services available at this college [ACSOCSUP]	RESOURCE	Strongly disagree	32	4.6	323	1.5	1,559	1.6
		Disagree	84	12.2	1,409	6.7	6,480	6.6
		Neutral	166	24.2	3,920	18.7	18,271	18.7
		Agree	266	38.9	9,281	44.4	42,430	43.5
		Strongly agree	138	20.1	5,986	28.6	28,841	29.6
		Total	686	100.0	20,919	100.0	97,580	100.0
18m. All instructors clearly explained course grading policies [ACSOCSUP]	GRADEPOL	Strongly disagree	6	0.9	109	0.5	552	0.6
		Disagree	33	4.8	465	2.2	2,231	2.3
		Neutral	68	9.9	1,929	9.2	9,030	9.2
		Agree	342	49.8	9,660	46.1	44,472	45.5
		Strongly agree	238	34.7	8,777	41.9	41,411	42.4
		Total	687	100.0	20,940	100.0	97,695	100.0
18n. All instructors clearly explained course syllabi (syllabuses) [ACSOCSUP]	SYLLABI	Strongly disagree	3	0.5	77	0.4	397	0.4
		Disagree	22	3.2	340	1.6	1,608	1.6
		Neutral	52	7.6	1,484	7.1	6,933	7.1
		Agree	315	46.1	8,985	43.0	41,586	42.6
		Strongly agree	292	42.7	10,016	47.9	46,986	48.2
		Total	684	100.0	20,902	100.0	97,511	100.0
18o. I knew how to get in touch with my instructors outside of class [ACSOCSUP]	FACMEET	Strongly disagree	7	1.0	122	0.6	606	0.6
		Disagree	22	3.2	475	2.3	2,080	2.1
		Neutral	66	9.6	1,940	9.3	8,764	9.0
		Agree	315	45.8	9,204	43.9	42,438	43.4
		Strongly agree	278	40.4	9,217	44.0	43,894	44.9
		Total	688	100.0	20,958	100.0	97,782	100.0
18q. At least one other student whom I didn't previously know learned my name [ACSOCSUP]	OSTUDNAM	Strongly disagree	33	4.8	597	2.8	2,587	2.6
		Disagree	69	10.0	1,319	6.3	5,470	5.6
		Neutral	77	11.2	2,513	12.0	11,040	11.3
		Agree	259	37.8	8,345	39.8	38,233	39.1
		Strongly agree	248	36.2	8,200	39.1	40,500	41.4
		Total	686	100.0	20,973	100.0	97,830	100.0
18r. At least one instructor learned my name [ACSOCSUP]	FACNAM	Strongly disagree	23	3.4	506	2.4	1,590	1.6
		Disagree	41	6.1	1,138	5.5	3,646	3.8
		Neutral	71	10.5	2,306	11.1	8,899	9.2
		Agree	289	42.6	8,138	39.1	38,548	39.7
		Strongly agree	254	37.4	8,731	41.9	44,537	45.8
		Total	678	100.0	20,819	100.0	97,220	100.0

* The comparison group and cohort columns on this page EXCLUDE your college.

Survey of Entering Student Engagement - Sacramento City College (2017 Administration)

2017 Benchmark Frequency Distributions - Main Survey

Comparison Group: Extra-Large Colleges in the 2017 Cohort*

Entering Students Only

[Weighted]

Academic and Social Support (ACSOCSUP)

			Your College		Ex-Large Colleges		2017 Cohort	
Item	Variable	Responses	Count	Percent	Count	Percent	Count	Percent
Item 18: Think about your experiences from the time of your decision to attend this college through the end of the first three weeks of your first semester/quarter.								
18s. I learned the name of at least one other student in most of my classes [ACSOCSUP]	STUNAM	Strongly disagree	20	3.0	457	2.2	1,827	1.9
		Disagree	37	5.3	1,100	5.2	4,190	4.3
		Neutral	80	11.6	2,130	10.2	8,596	8.8
		Agree	277	40.3	8,324	39.7	38,432	39.3
		Strongly agree	273	39.7	8,946	42.7	44,756	45.8
		Total	686	100.0	20,958	100.0	97,801	100.0

* The comparison group and cohort columns on this page EXCLUDE your college.