

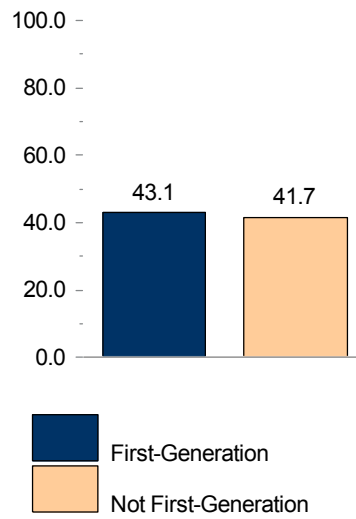
Survey of Entering Student Engagement - Sacramento City College (2017 Administration)
2017 Benchmark Scores Report - Main Survey

Entering Students Only - Breakout by First-Generation Status
 [Weighted]

	First-Generation	Not First-Generation	
Benchmark	Score	Score	Difference
Early Connections	43.1	41.7	1.4
High Expectations and Aspirations	48.6	50.2	-1.7
Clear Academic Plan and Pathway	46.8	47.6	-0.8
Effective Track to College Readiness	52.4	49.3	3.1
Engaged Learning	43.9	42.9	0.9
Academic and Social Support Network	39.7	45.7	-6.0

**Survey of Entering Student Engagement
Sacramento City College (2017 Administration)
2017 Benchmark Bar Chart - Main Survey**

Entering Students Only - Breakout by First-Generation Status
[Weighted]
Early Connections (EARLYCON)



05MAR18

Survey of Entering Student Engagement - Sacramento City College (2017 Administration)
2017 Benchmark Means Report - Main Survey

Entering Students Only - Breakout by First-Generation Status
 [Weighted]
 Early Connections (EARLYCON)

		First-Generation	Not First-Generation	
Item	Variable	Mean	Mean	Effect Size**
Item 18: Think about your experiences from the time of your decision to attend this college through the end of the first three weeks of your first semester/quarter.				
1 = Strongly disagree, 2 = Disagree, 3 = Neutral, 4 = Agree, 5 = Strongly agree				
18a. The very first time I came to this college I felt welcome [EARLYCON]	WELCOME	3.85	3.91	
18i. The college provided me with adequate information about financial assistance (scholarships, grants, loans, etc.) [EARLYCON]	FAINFO	3.24	3.35	
18j. A college staff member helped me determine whether I qualified for financial assistance [EARLYCON]	QUALFA	3.05	2.86	
18p. At least one college staff member (other than an instructor) learned my name [EARLYCON]	CSTAFNAM	3.17	3.14	
One or more items in this benchmark are not suited to means calculations. Please see the Frequency Distribution that follows for these items.				

** T-test: 2-tailed

If a row contains less than 50 respondents, interpret the comparison results cautiously.

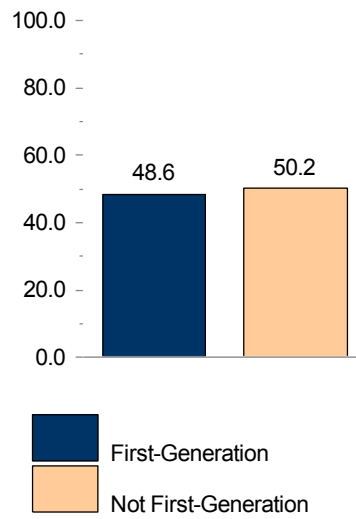
Survey of Entering Student Engagement - Sacramento City College (2017 Administration)
2017 Benchmark Frequency Distributions - Main Survey

Entering Students Only - Breakout by First-Generation Status
 [Weighted]
 Early Connections (EARLYCON)

Item			First-Generation		Not First-Generation	
Item	Variable	Responses	Count	Percent	Count	Percent
Item 18: Think about your experiences from the time of your decision to attend this college through the end of the first three weeks of your first semester/quarter.						
18a. The very first time I came to this college I felt welcome [EARLYCON]	WELCOME	Strongly disagree	0	N/A	2	0.8
		Disagree	5	1.3	9	2.7
		Neutral	132	35.2	78	24.8
		Agree	154	41.1	152	48.1
		Strongly agree	84	22.4	75	23.6
		Total	375	100.0	316	100.0
18i. The college provided me with adequate information about financial assistance (scholarships, grants, loans, etc.) [EARLYCON]	FAINFO	Strongly disagree	31	8.2	15	4.6
		Disagree	64	17.2	55	17.4
		Neutral	117	31.4	102	32.4
		Agree	105	28.3	94	29.9
		Strongly agree	55	14.9	50	15.7
		Total	372	100.0	315	100.0
18j. A college staff member helped me determine whether I qualified for financial assistance [EARLYCON]	QUALFA	Strongly disagree	40	10.9	36	11.5
		Disagree	89	24.0	104	33.1
		Neutral	109	29.2	77	24.5
		Agree	79	21.1	62	19.7
		Strongly agree	55	14.8	35	11.2
		Total	372	100.0	315	100.0
18p. At least one college staff member (other than an instructor) learned my name [EARLYCON]	CSTAFNAM	Strongly disagree	52	14.1	47	15.0
		Disagree	83	22.5	73	23.4
		Neutral	60	16.3	43	13.9
		Agree	100	27.1	87	27.6
		Strongly agree	74	20.0	63	20.0
		Total	369	100.0	313	100.0
Item 23						
23. Was a specific person assigned to you so you could see him/her each time you needed information or assistance? [EARLYCON]	ASNPERS	Yes	74	20.3	51	16.7
		No	289	79.7	255	83.3
		Total	363	100.0	306	100.0

**Survey of Entering Student Engagement
Sacramento City College (2017 Administration)
2017 Benchmark Bar Chart - Main Survey**

Entering Students Only - Breakout by First-Generation Status
[Weighted]
High Expectations and Aspirations (HIEEXPECT)



05MAR18

Survey of Entering Student Engagement - Sacramento City College (2017 Administration)
2017 Benchmark Means Report - Main Survey

Entering Students Only - Breakout by First-Generation Status
 [Weighted]

High Expectations and Aspirations (HIEXPECT)

		First-Generation	Not First-Generation	
Item	Variable	Mean	Mean	Effect Size**
Item 18: Think about your experiences from the time of your decision to attend this college through the end of the first three weeks of your first semester/quarter.				
1 = Strongly disagree, 2 = Disagree, 3 = Neutral, 4 = Agree, 5 = Strongly agree				
18b. The instructors at this college want me to succeed [HIEXPECT]	WNTSCCD	4.06	4.25	-0.28**
18t. I have the motivation to do what it takes to succeed in college [HIEXPECT]	ITTAKES	4.26	4.36	
18u. I am prepared academically to succeed in college [HIEXPECT]	ACPRPRD	4.18	4.27	
Item 19: During the first three weeks of your first semester/quarter at this college, about how often did you do the following?				
1 = Never, 2 = Once, 3 = Two or three times, 4 = Four or more times				
19c. Turn in an assignment late [HIEXPECT]	LATETURN	1.39	1.34	
19d. Not turn in an assignment [HIEXPECT]	NOTTURN	1.41	1.39	
19f. Come to class without completing readings or assignments [HIEXPECT]	NOTCOMPL	1.55	1.70	
19s. Skip class [HIEXPECT]	SKIPCL	1.30	1.30	

** T-test: 2-tailed

If a row contains less than 50 respondents, interpret the comparison results cautiously.

Survey of Entering Student Engagement - Sacramento City College (2017 Administration)
2017 Benchmark Frequency Distributions - Main Survey

Entering Students Only - Breakout by First-Generation Status
 [Weighted]

High Expectations and Aspirations (HIEXPACT)

Item			First-Generation		Not First-Generation	
Item	Variable	Responses	Count	Percent	Count	Percent
Item 18: Think about your experiences from the time of your decision to attend this college through the end of the first three weeks of your first semester/quarter.						
18b. The instructors at this college want me to succeed [HIEXPACT]	WNTSCCD	Strongly disagree	2	0.6	0	N/A
		Disagree	2	0.7	0	0.1
		Neutral	79	21.5	32	10.4
		Agree	169	46.2	167	53.5
		Strongly agree	114	31.1	113	36.0
		Total	365	100.0	312	100.0
18t. I have the motivation to do what it takes to succeed in college [HIEXPACT]	ITTAKES	Strongly disagree	2	0.7	2	0.8
		Disagree	8	2.2	7	2.1
		Neutral	48	12.7	30	9.6
		Agree	146	39.0	112	35.8
		Strongly agree	170	45.5	162	51.7
		Total	375	100.0	313	100.0
18u. I am prepared academically to succeed in college [HIEXPACT]	ACPRPRD	Strongly disagree	0	0.1	5	1.6
		Disagree	11	2.8	2	0.8
		Neutral	57	15.4	41	13.0
		Agree	156	41.8	122	38.9
		Strongly agree	149	39.8	144	45.8
		Total	373	100.0	313	100.0
Item 19: During the first three weeks of your first semester/quarter at this college, about how often did you do the following?						
19c. Turn in an assignment late [HIEXPACT]	LATETURN	Never	255	68.6	229	73.4
		Once	90	24.3	62	19.7
		Two or three times	23	6.3	19	6.2
		Four or more times	3	0.9	2	0.7
		Total	371	100.0	312	100.0
19d. Not turn in an assignment [HIEXPACT]	NOTTURN	Never	249	67.6	214	68.8
		Once	88	24.0	77	24.8
		Two or three times	29	7.7	15	4.9
		Four or more times	2	0.6	5	1.6
		Total	369	100.0	312	100.0
19f. Come to class without completing readings or assignments [HIEXPACT]	NOTCOMPL	Never	218	58.2	162	51.7
		Once	109	29.0	96	30.7
		Two or three times	45	12.1	42	13.3
		Four or more times	2	0.7	13	4.3
		Total	374	100.0	313	100.0

Survey of Entering Student Engagement - Sacramento City College (2017 Administration)
2017 Benchmark Frequency Distributions - Main Survey

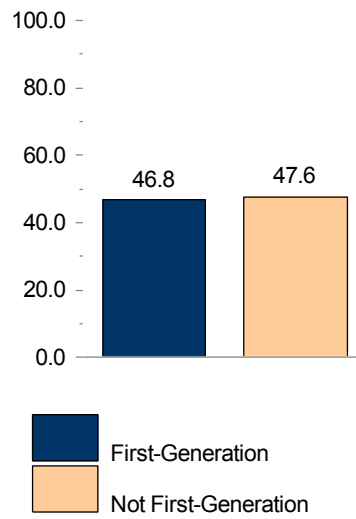
Entering Students Only - Breakout by First-Generation Status
 [Weighted]

High Expectations and Aspirations (HIEEXPECT)

Item			First-Generation		Not First-Generation	
Item	Variable	Responses	Count	Percent	Count	Percent
Item 19: During the first three weeks of your first semester/quarter at this college, about how often did you do the following?						
19s. Skip class [HIEEXPECT]	SKIPCL	Never	288	77.0	236	75.3
		Once	60	15.9	62	19.9
		Two or three times	26	7.0	13	4.1
		Four or more times	0	0.1	2	0.6
		Total	374	100.0	313	100.0

**Survey of Entering Student Engagement
Sacramento City College (2017 Administration)
2017 Benchmark Bar Chart - Main Survey**

Entering Students Only - Breakout by First-Generation Status
[Weighted]
Clear Academic Plan and Pathway (ACADPLAN)



05MAR18

Survey of Entering Student Engagement - Sacramento City College (2017 Administration)
2017 Benchmark Means Report - Main Survey

Entering Students Only - Breakout by First-Generation Status
 [Weighted]

Clear Academic Plan and Pathway (ACADPLAN)

		First-Generation	Not First-Generation	
Item	Variable	Mean	Mean	Effect Size**
Item 18: Think about your experiences from the time of your decision to attend this college through the end of the first three weeks of your first semester/quarter.				
1 = Strongly disagree, 2 = Disagree, 3 = Neutral, 4 = Agree, 5 = Strongly agree				
18d. I was able to meet with an academic advisor at times convenient for me [ACADPLAN]	AACONTIM	3.52	3.70	
18e. An advisor helped me to select a course of study, program, or major [ACADPLAN]	AASELMAJ	3.58	3.47	
18f. An advisor helped me to set academic goals and to create a plan for achieving them [ACADPLAN]	ACADGOAL	3.56	3.59	
18g. An advisor helped me to identify the courses I needed to take during my first semester/quarter [ACADPLAN]	CRSADV	3.80	3.87	
18h. A college staff member talked with me about my commitments outside of school (work, children, dependents, etc.) to help me figure out how many courses to take [ACADPLAN]	OSCOMM	2.92	2.86	

** T-test: 2-tailed

If a row contains less than 50 respondents, interpret the comparison results cautiously.

Survey of Entering Student Engagement - Sacramento City College (2017 Administration)
2017 Benchmark Frequency Distributions - Main Survey

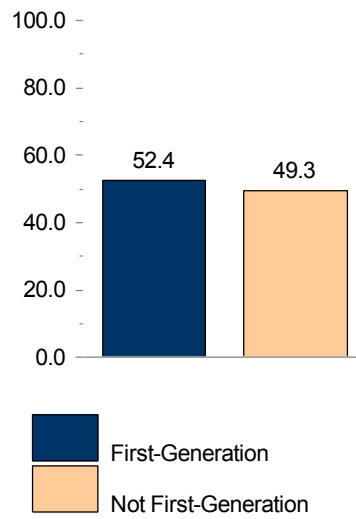
Entering Students Only - Breakout by First-Generation Status
 [Weighted]

Clear Academic Plan and Pathway (ACADPLAN)

Item			First-Generation		Not First-Generation	
Item	Variable	Responses	Count	Percent	Count	Percent
Item 18: Think about your experiences from the time of your decision to attend this college through the end of the first three weeks of your first semester/quarter.						
18d. I was able to meet with an academic advisor at times convenient for me [ACADPLAN]	AACONTIM	Strongly disagree	10	2.8	15	4.8
		Disagree	46	12.6	23	7.4
		Neutral	119	32.6	70	22.4
		Agree	123	33.6	135	43.4
		Strongly agree	67	18.4	68	21.9
		Total	364	100.0	311	100.0
18e. An advisor helped me to select a course of study, program, or major [ACADPLAN]	AASELMAJ	Strongly disagree	23	6.1	25	7.9
		Disagree	47	12.7	52	16.5
		Neutral	84	22.7	66	21.0
		Agree	126	33.8	92	29.2
		Strongly agree	92	24.7	79	25.3
		Total	372	100.0	313	100.0
18f. An advisor helped me to set academic goals and to create a plan for achieving them [ACADPLAN]	ACADGOAL	Strongly disagree	21	5.6	20	6.4
		Disagree	67	18.2	53	16.7
		Neutral	65	17.6	50	15.7
		Agree	119	32.0	106	33.7
		Strongly agree	98	26.5	87	27.5
		Total	370	100.0	315	100.0
18g. An advisor helped me to identify the courses I needed to take during my first semester/quarter [ACADPLAN]	CRSADV	Strongly disagree	16	4.3	16	5.0
		Disagree	43	11.6	31	9.9
		Neutral	51	13.8	34	10.7
		Agree	149	40.0	131	41.4
		Strongly agree	113	30.3	104	32.9
		Total	372	100.0	315	100.0
18h. A college staff member talked with me about my commitments outside of school (work, children, dependents, etc.) to help me figure out how many courses to take [ACADPLAN]	OSCOMM	Strongly disagree	48	12.8	42	13.2
		Disagree	110	29.4	88	27.7
		Neutral	87	23.3	87	27.7
		Agree	80	21.5	70	22.1
		Strongly agree	48	12.9	29	9.2
		Total	372	100.0	316	100.0

**Survey of Entering Student Engagement
Sacramento City College (2017 Administration)
2017 Benchmark Bar Chart - Main Survey**

Entering Students Only - Breakout by First-Generation Status
[Weighted]
Effective Track to College Readiness (COLLREAD)



05MAR18

Survey of Entering Student Engagement - Sacramento City College (2017 Administration)
2017 Benchmark Means Report - Main Survey

Entering Students Only - Breakout by First-Generation Status
 [Weighted]
 Effective Track to College Readiness (COLLREAD)

		First-Generation	Not First-Generation	
Item	Variable	Mean	Mean	Effect Size**
Item 21: Think about your experiences from the time of your decision to attend this college through the end of the first three weeks of your first semester/quarter. Within a class, or through another experience at this college:				
1 = Strongly disagree, 2 = Disagree, 3 = Neutral, 4 = Agree, 5 = Strongly agree				
21a. I learned to improve my study skills (listening, note taking, highlighting readings, working with others, etc.) [COLLREAD]	LNDSTUDY	3.95	3.87	
21b. I learned to understand my academic strengths and weaknesses [COLLREAD]	LNDACAWK	3.86	3.77	
21c. I learned skills and strategies to improve my test-taking ability [COLLREAD]	LNSKLLS	3.68	3.54	
One or more items in this benchmark are not suited to means calculations. Please see the Frequency Distribution that follows for these items.				

** T-test: 2-tailed

If a row contains less than 50 respondents, interpret the comparison results cautiously.

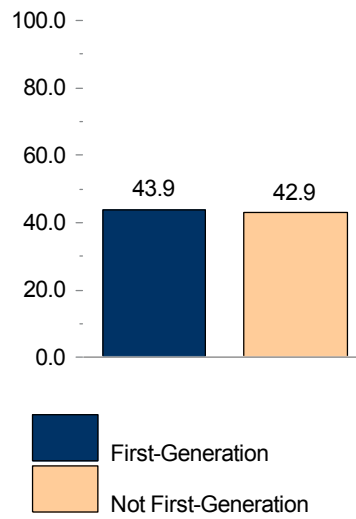
Survey of Entering Student Engagement - Sacramento City College (2017 Administration)
2017 Benchmark Frequency Distributions - Main Survey

Entering Students Only - Breakout by First-Generation Status
 [Weighted]
 Effective Track to College Readiness (COLLREAD)

Item			First-Generation		Not First-Generation	
Item	Variable	Responses	Count	Percent	Count	Percent
Item 12: Think about your experiences from the time of your decision to attend this college through the end of the first three weeks of your first semester/quarter.						
12a. Before I could register for classes, I was required to take a placement test (COMPASS, ASSET, ACCUPLACER, SAT, ACT, etc.) to assess my skills in reading, writing, and/or math [COLLREAD]	REQPTST	Yes	333	89.0	271	88.0
		No	41	11.0	37	12.0
		Total	374	100.0	308	100.0
12b. I took a placement test (COMPASS, ASSET, ACCUPLACER, SAT, ACT, etc.) [COLLREAD]	TKPTST	Yes	302	85.1	258	86.5
		No	53	14.9	40	13.5
		Total	354	100.0	299	100.0
Item 14						
14. This college required me to enroll in classes indicated by my placement test scores during my first semester/quarter [COLLREAD]	REQCLASS	Yes	294	79.6	230	74.1
		No	75	20.4	80	25.9
		Total	369	100.0	310	100.0
Item 21: Think about your experiences from the time of your decision to attend this college through the end of the first three weeks of your first semester/quarter. Within a class, or through another experience at this college:						
21a. I learned to improve my study skills (listening, note taking, highlighting readings, working with others, etc.) [COLLREAD]	LNDSTUDY	Strongly disagree	0	0.1	6	2.1
		Disagree	22	6.0	18	5.9
		Neutral	86	23.0	73	23.3
		Agree	151	40.4	127	40.7
		Strongly agree	114	30.5	87	27.9
		Total	373	100.0	311	100.0
21b. I learned to understand my academic strengths and weaknesses [COLLREAD]	LNDACAWK	Strongly disagree	2	0.7	9	2.9
		Disagree	18	4.8	16	5.2
		Neutral	104	28.0	78	25.1
		Agree	151	40.6	140	45.1
		Strongly agree	97	26.0	67	21.7
		Total	373	100.0	310	100.0
21c. I learned skills and strategies to improve my test-taking ability [COLLREAD]	LND SKLLS	Strongly disagree	3	0.8	12	3.8
		Disagree	42	11.2	38	12.1
		Neutral	114	30.7	93	29.8
		Agree	126	33.7	108	34.6
		Strongly agree	88	23.7	62	19.8
		Total	373	100.0	312	100.0

**Survey of Entering Student Engagement
Sacramento City College (2017 Administration)
2017 Benchmark Bar Chart - Main Survey**

Entering Students Only - Breakout by First-Generation Status
[Weighted]
Engaged Learning (ENGAGLRN)



05MAR18

Survey of Entering Student Engagement - Sacramento City College (2017 Administration)
2017 Benchmark Means Report - Main Survey

Entering Students Only - Breakout by First-Generation Status
 [Weighted]
 Engaged Learning (ENGAGLRN)

		First-Generation	Not First-Generation	
Item	Variable	Mean	Mean	Effect Size**
Item 19: During the first three weeks of your first semester/quarter at this college, about how often did you do the following?				
1 = Never, 2 = Once, 3 = Two or three times, 4 = Four or more times				
19a. Ask questions in class or contribute to class discussions [ENGAGLRN]	ASKQUES	2.65	2.72	
19b. Prepare at least two drafts of a paper or assignment before turning it in [ENGAGLRN]	PREPDRFT	2.00	2.00	
19e. Participate in supplemental instruction (extra class sessions with an instructor, tutor, or experienced student) [ENGAGLRN]	SUPINSTR	1.61	1.49	
19g. Work with other students on a project or assignment during class [ENGAGLRN]	PINCLASS	2.28	2.40	
19h. Work with classmates outside of class on class projects or assignments [ENGAGLRN]	PREPOUTC	1.51	1.51	
19i. Participate in a required study group outside of class [ENGAGLRN]	GRPSTUDY	1.32	1.26	
19j. Participate in a student-initiated (not required) study group outside of class [ENGAGLRN]	NRGSTUDY	1.27	1.34	
19k. Use an electronic tool (e-mail, text messaging, Facebook, MySpace, class Web site, etc.) to communicate with another student about coursework [ENGAGLRN]	USEINTMG	2.12	1.99	
19l. Use an electronic tool (e-mail, text messaging, Facebook, MySpace, class Web site, etc.) to communicate with an instructor about coursework [ENGAGLRN]	MAILFAC	2.04	1.94	
19m. Discuss an assignment or grade with an instructor [ENGAGLRN]	FACASSN	1.91	1.92	
19n. Ask for help from an instructor regarding questions or problems related to a class [ENGAGLRN]	CLASSREL	2.10	2.21	
19o. Receive prompt written or oral feedback from instructors on your performance [ENGAGLRN]	FEEDBACK	2.14	2.22	
19q. Discuss ideas from your readings or classes with instructors outside of class [ENGAGLRN]	FACIDOC	1.63	1.53	
Item 20.2: Think about your experiences from the time of your decision to attend this college through the end of the first three weeks of your first semester/quarter. How often did you use the following services?				
1 = Never, 2 = Once, 3 = Two or three times, 4 = Four or more times				
20.2d. Face-to-face tutoring [ENGAGLRN]	FFTUSE	1.33	1.20	
20.2f. Writing, math, or other skill lab [ENGAGLRN]	SKLABUSE	1.72	1.58	
20.2h. Computer lab [ENGAGLRN]	COMLBUSE	1.53	1.53	

** T-test: 2-tailed

If a row contains less than 50 respondents, interpret the comparison results cautiously.

Survey of Entering Student Engagement - Sacramento City College (2017 Administration)
2017 Benchmark Frequency Distributions - Main Survey

Entering Students Only - Breakout by First-Generation Status
 [Weighted]
 Engaged Learning (ENGAGLRN)

Item			First-Generation		Not First-Generation	
Item	Variable	Responses	Count	Percent	Count	Percent
Item 19: During the first three weeks of your first semester/quarter at this college, about how often did you do the following?						
19a. Ask questions in class or contribute to class discussions [ENGAGLRN]	ASKQUES	Never	35	9.4	36	11.5
		Once	115	30.7	80	25.5
		Two or three times	168	44.8	135	42.9
		Four or more times	56	15.0	64	20.2
		Total	375	100.0	315	100.0
19b. Prepare at least two drafts of a paper or assignment before turning it in [ENGAGLRN]	PREPDRFT	Never	124	33.7	110	35.3
		Once	134	36.4	114	36.6
		Two or three times	95	25.7	65	20.9
		Four or more times	15	4.2	22	7.2
		Total	369	100.0	311	100.0
19e. Participate in supplemental instruction (extra class sessions with an instructor, tutor, or experienced student) [ENGAGLRN]	SUPINSTR	Never	233	61.9	222	70.7
		Once	75	19.9	47	15.1
		Two or three times	50	13.3	28	9.0
		Four or more times	18	4.8	16	5.2
		Total	377	100.0	313	100.0
19g. Work with other students on a project or assignment during class [ENGAGLRN]	PINCLASS	Never	107	28.5	83	26.3
		Once	102	27.2	78	25.0
		Two or three times	118	31.7	96	30.6
		Four or more times	47	12.5	56	18.0
		Total	373	100.0	313	100.0
19h. Work with classmates outside of class on class projects or assignments [ENGAGLRN]	PREPOUTC	Never	250	66.4	215	68.8
		Once	74	19.6	50	16.1
		Two or three times	40	10.7	33	10.5
		Four or more times	12	3.3	15	4.7
		Total	376	100.0	312	100.0
19i. Participate in a required study group outside of class [ENGAGLRN]	GRPSTUDY	Never	299	80.1	259	82.4
		Once	39	10.4	33	10.5
		Two or three times	26	6.9	17	5.4
		Four or more times	10	2.7	5	1.6
		Total	373	100.0	314	100.0
19j. Participate in a student-initiated (not required) study group outside of class [ENGAGLRN]	NRGSTUDY	Never	305	81.5	243	77.6
		Once	44	11.9	44	14.0
		Two or three times	17	4.4	17	5.3
		Four or more times	8	2.1	10	3.1
		Total	374	100.0	313	100.0

Survey of Entering Student Engagement - Sacramento City College (2017 Administration)
2017 Benchmark Frequency Distributions - Main Survey

Entering Students Only - Breakout by First-Generation Status
 [Weighted]
 Engaged Learning (ENGAGLRN)

Item			First-Generation		Not First-Generation	
Item	Variable	Responses	Count	Percent	Count	Percent
Item 19: During the first three weeks of your first semester/quarter at this college, about how often did you do the following?						
19k. Use an electronic tool (e-mail, text messaging, Facebook, MySpace, class Web site, etc.) to communicate with another student about coursework [ENGAGLRN]	USEINTMG	Never	135	36.3	150	47.8
		Once	102	27.6	58	18.4
		Two or three times	88	23.6	64	20.4
		Four or more times	46	12.5	42	13.4
		Total	371	100.0	313	100.0
19l. Use an electronic tool (e-mail, text messaging, Facebook, MySpace, class Web site, etc.) to communicate with an instructor about coursework [ENGAGLRN]	MAILFAC	Never	151	40.9	132	42.2
		Once	100	27.1	94	30.1
		Two or three times	72	19.4	60	19.1
		Four or more times	47	12.6	27	8.6
		Total	370	100.0	312	100.0
19m. Discuss an assignment or grade with an instructor [ENGAGLRN]	FACASSN	Never	159	42.3	128	40.9
		Once	117	31.1	108	34.5
		Two or three times	73	19.5	52	16.6
		Four or more times	27	7.1	25	8.0
		Total	376	100.0	314	100.0
19n. Ask for help from an instructor regarding questions or problems related to a class [ENGAGLRN]	CLASSREL	Never	132	35.4	95	30.3
		Once	104	27.9	95	30.4
		Two or three times	106	28.3	85	27.2
		Four or more times	31	8.4	38	12.1
		Total	373	100.0	312	100.0
19o. Receive prompt written or oral feedback from instructors on your performance [ENGAGLRN]	FEEDBACK	Never	125	34.0	105	33.5
		Once	112	30.3	78	24.8
		Two or three times	85	23.0	89	28.3
		Four or more times	47	12.7	42	13.4
		Total	369	100.0	313	100.0
19q. Discuss ideas from your readings or classes with instructors outside of class [ENGAGLRN]	FACIDOC	Never	240	64.2	206	66.1
		Once	56	15.0	67	21.4
		Two or three times	53	14.2	19	6.1
		Four or more times	25	6.6	20	6.4
		Total	374	100.0	312	100.0
Item 20.2: Think about your experiences from the time of your decision to attend this college through the end of the first three weeks of your first semester/quarter. How often did you use the following services?						
20.2d. Face-to-face tutoring [ENGAGLRN]	FFTUSE	Never	291	82.4	261	87.6
		Once	30	8.4	21	7.0
		Two or three times	12	3.4	10	3.4
		Four or more times	20	5.8	6	1.9
		Total	353	100.0	298	100.0

Survey of Entering Student Engagement - Sacramento City College (2017 Administration)
2017 Benchmark Frequency Distributions - Main Survey

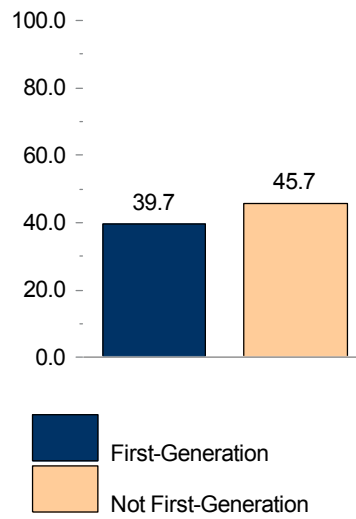
Entering Students Only - Breakout by First-Generation Status
 [Weighted]

Engaged Learning (ENGAGLRN)

Item			First-Generation		Not First-Generation	
Item	Variable	Responses	Count	Percent	Count	Percent
Item 20.2: Think about your experiences from the time of your decision to attend this college through the end of the first three weeks of your first semester/quarter. How often did you use the following services?						
20.2f. Writing, math, or other skill lab [ENGAGLRN]	SKLABUSE	Never	215	60.5	216	72.1
		Once	60	16.8	29	9.8
		Two or three times	47	13.3	18	5.9
		Four or more times	33	9.4	37	12.2
		Total	356	100.0	300	100.0
20.2h. Computer lab [ENGAGLRN]	COMLBUSE	Never	246	68.7	207	70.3
		Once	57	15.8	41	13.9
		Two or three times	32	8.9	23	7.9
		Four or more times	24	6.6	23	7.8
		Total	358	100.0	295	100.0

**Survey of Entering Student Engagement
Sacramento City College (2017 Administration)
2017 Benchmark Bar Chart - Main Survey**

Entering Students Only - Breakout by First-Generation Status
[Weighted]
Academic and Social Support (ACSOCSUP)



05MAR18

Survey of Entering Student Engagement - Sacramento City College (2017 Administration)
2017 Benchmark Means Report - Main Survey

Entering Students Only - Breakout by First-Generation Status
 [Weighted]
 Academic and Social Support (ACSOCSUP)

		First-Generation	Not First-Generation	
Item	Variable	Mean	Mean	Effect Size**
Item 18: Think about your experiences from the time of your decision to attend this college through the end of the first three weeks of your first semester/quarter.				
1 = Strongly disagree, 2 = Disagree, 3 = Neutral, 4 = Agree, 5 = Strongly agree				
18l. All instructors clearly explained academic and student support services available at this college [ACSOCSUP]	RESOURCE	3.54	3.61	
18m. All instructors clearly explained course grading policies [ACSOCSUP]	GRADEPOL	4.09	4.17	
18n. All instructors clearly explained course syllabi (syllabuses) [ACSOCSUP]	SYLLABI	4.23	4.33	
18o. I knew how to get in touch with my instructors outside of class [ACSOCSUP]	FACMEET	4.14	4.30	
18q. At least one other student whom I didn't previously know learned my name [ACSOCSUP]	OSTUDNAM	3.82	4.00	
18r. At least one instructor learned my name [ACSOCSUP]	FACNAM	3.95	4.16	
18s. I learned the name of at least one other student in most of my classes [ACSOCSUP]	STUNAM	4.00	4.19	

** T-test: 2-tailed

If a row contains less than 50 respondents, interpret the comparison results cautiously.

Survey of Entering Student Engagement - Sacramento City College (2017 Administration)
2017 Benchmark Frequency Distributions - Main Survey

Entering Students Only - Breakout by First-Generation Status
 [Weighted]
 Academic and Social Support (ACSOCSUP)

Item			First-Generation		Not First-Generation	
Item	Variable	Responses	Count	Percent	Count	Percent
Item 18: Think about your experiences from the time of your decision to attend this college through the end of the first three weeks of your first semester/quarter.						
18l. All instructors clearly explained academic and student support services available at this college [ACSOCSUP]	RESOURCE	Strongly disagree	20	5.3	12	3.8
		Disagree	50	13.3	34	10.9
		Neutral	85	22.6	82	26.2
		Agree	147	39.3	120	38.3
		Strongly agree	73	19.5	65	20.8
		Total	374	100.0	312	100.0
18m. All instructors clearly explained course grading policies [ACSOCSUP]	GRADEPOL	Strongly disagree	2	0.7	4	1.2
		Disagree	21	5.6	12	3.8
		Neutral	41	11.0	27	8.5
		Agree	185	49.6	157	50.0
		Strongly agree	124	33.1	115	36.6
		Total	374	100.0	314	100.0
18n. All instructors clearly explained course syllabi (syllabuses) [ACSOCSUP]	SYLLABI	Strongly disagree	0	0.1	3	0.9
		Disagree	13	3.5	9	2.8
		Neutral	36	9.7	15	5.0
		Agree	175	46.8	140	45.3
		Strongly agree	149	39.9	143	46.1
		Total	374	100.0	310	100.0
18o. I knew how to get in touch with my instructors outside of class [ACSOCSUP]	FACMEET	Strongly disagree	5	1.2	2	0.8
		Disagree	14	3.7	8	2.6
		Neutral	44	11.6	23	7.2
		Agree	174	46.4	141	45.0
		Strongly agree	139	37.0	139	44.4
		Total	375	100.0	314	100.0
18q. At least one other student whom I didn't previously know learned my name [ACSOCSUP]	OSTUDNAM	Strongly disagree	25	6.7	8	2.6
		Disagree	43	11.5	26	8.2
		Neutral	35	9.4	42	13.4
		Agree	140	37.5	120	38.1
		Strongly agree	130	34.9	118	37.7
		Total	372	100.0	314	100.0
18r. At least one instructor learned my name [ACSOCSUP]	FACNAM	Strongly disagree	18	4.8	5	1.7
		Disagree	29	7.9	12	4.0
		Neutral	39	10.6	32	10.5
		Agree	153	41.4	136	44.0
		Strongly agree	131	35.4	123	39.9
		Total	369	100.0	309	100.0

Survey of Entering Student Engagement - Sacramento City College (2017 Administration)
2017 Benchmark Frequency Distributions - Main Survey

Entering Students Only - Breakout by First-Generation Status
 [Weighted]
 Academic and Social Support (ACSOCSUP)

Item			First-Generation		Not First-Generation	
Item	Variable	Responses	Count	Percent	Count	Percent
Item 18: Think about your experiences from the time of your decision to attend this college through the end of the first three weeks of your first semester/quarter.						
18s. I learned the name of at least one other student in most of my classes [ACSOCSUP]	STUNAM	Strongly disagree	16	4.3	4	1.4
		Disagree	25	6.7	12	3.7
		Neutral	44	11.8	36	11.4
		Agree	148	39.6	129	41.2
		Strongly agree	140	37.7	132	42.2
		Total	373	100.0	313	100.0