

**Survey of Entering Student Engagement - Sacramento City College (2017 Administration)**

**2017 Benchmark Scores Report - Main Survey**

Comparison Group: Extra-Large Colleges in the 2017 Cohort\*

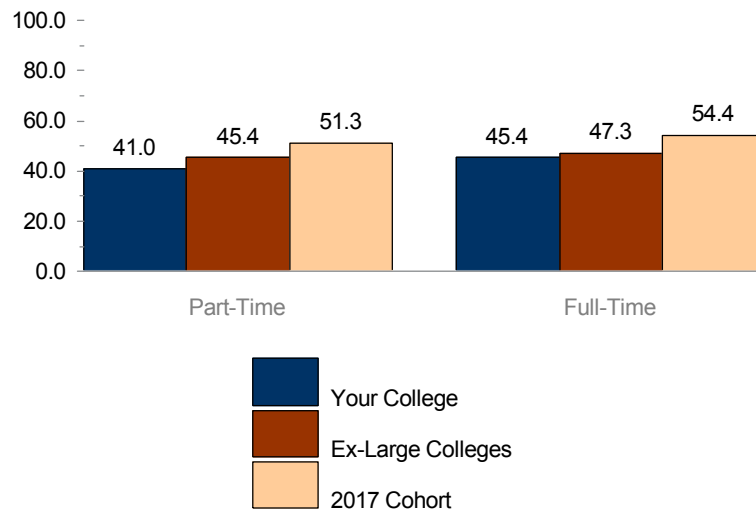
Entering Students Only - Breakout by Enrollment Status

[Unweighted]

		Your College	Ex-Large Colleges		2017 Cohort	
Benchmark	Breakout Group	Score	Score	Difference	Score	Difference
Early Connections	Part-time	41.0	45.4	-4.4	51.3	-10.4
	Full-time	45.4	47.3	-1.9	54.4	-9.0
High Expectations and Aspirations	Part-time	49.5	50.0	-0.5	49.2	0.3
	Full-time	48.9	50.4	-1.5	49.8	-0.9
Clear Academic Plan and Pathway	Part-time	45.8	46.9	-1.1	51.0	-5.2
	Full-time	50.2	49.1	1.1	52.6	-2.4
Effective Track to College Readiness	Part-time	49.9	49.9	-0.0	49.5	0.4
	Full-time	53.4	50.4	3.0	50.4	3.0
Engaged Learning	Part-time	40.9	47.2	-6.4	47.9	-7.1
	Full-time	48.8	52.4	-3.5	54.1	-5.2
Academic and Social Support Network	Part-time	40.4	46.9	-6.5	48.9	-8.5
	Full-time	46.9	50.3	-3.3	52.8	-5.8

\* The comparison group and cohort columns on this page INCLUDE your college.

**Survey of Entering Student Engagement**  
**Sacramento City College (2017 Administration)**  
**2017 Benchmark Bar Chart - Main Survey**  
 Comparison Group: Extra-Large Colleges in the 2017 Cohort\*  
 Entering Students Only - Breakout by Enrollment Status  
 [Unweighted]  
 Early Connections (EARLYCON)



\* The comparison group and cohort bars on this page INCLUDE your college.

01DEC17

**Survey of Entering Student Engagement - Sacramento City College (2017 Administration)**

**2017 Benchmark Means Report - Main Survey**

Comparison Group: Extra-Large Colleges in the 2017 Cohort\*

Entering Students Only - Breakout by Enrollment Status

[Unweighted]

Early Connections (EARLYCON)

			Your College	Ex-Large Colleges		2017 Cohort	
Item	Variable	Breakout Group	Mean	Mean	Effect Size**	Mean	Effect Size**
Item 18: Think about your experiences from the time of your decision to attend this college through the end of the first three weeks of your first semester/quarter.							
1 = Strongly disagree, 2 = Disagree, 3 = Neutral, 4 = Agree, 5 = Strongly agree							
18a. The very first time I came to this college I felt welcome [EARLYCON]	WELCOME	Less than full-time	3.85	3.98		4.02	
		Full-time	3.92	4.00		4.08	-0.20**
18i. The college provided me with adequate information about financial assistance (scholarships, grants, loans, etc.) [EARLYCON]	FAINFO	Less than full-time	3.27	3.41		3.45	
		Full-time	3.34	3.46		3.57	-0.21**
18j. A college staff member helped me determine whether I qualified for financial assistance [EARLYCON]	QUALFA	Less than full-time	2.98	3.00		3.05	
		Full-time	2.92	3.02		3.14	
18p. At least one college staff member (other than an instructor) learned my name [EARLYCON]	CSTAFNAM	Less than full-time	3.09	3.14		3.26	
		Full-time	3.29	3.19		3.40	
One or more items in this benchmark are not suited to means calculations. Please see the Frequency Distribution that follows for these items.							

\* The comparison group and cohort columns on this page EXCLUDE your college.

\*\* T-test: 2-tailed

If a row contains less than 50 respondents, interpret the comparison results cautiously.

**Survey of Entering Student Engagement - Sacramento City College (2017 Administration)**

**2017 Benchmark Frequency Distributions - Main Survey**

Comparison Group: Extra-Large Colleges in the 2017 Cohort\*

Entering Students Only - Breakout by Enrollment Status: Part-Time Students

[Unweighted]

Early Connections (EARLYCON)

			Your College		Ex-Large Colleges		2017 Cohort	
Item	Variable	Responses	Count	Percent	Count	Percent	Count	Percent
Item 18: Think about your experiences from the time of your decision to attend this college through the end of the first three weeks of your first semester/quarter.								
18a. The very first time I came to this college I felt welcome [EARLYCON]	WELCOME	Strongly disagree	1	0.4	50	0.7	191	0.7
		Disagree	5	2.2	139	2.0	546	1.9
		Neutral	70	30.8	1,642	23.9	6,396	22.5
		Agree	101	44.5	3,080	44.8	12,610	44.4
		Strongly agree	50	22.0	1,964	28.6	8,675	30.5
		Total	227	100.0	6,875	100.0	28,418	100.0
18i. The college provided me with adequate information about financial assistance (scholarships, grants, loans, etc.) [EARLYCON]	FAINFO	Strongly disagree	16	7.1	449	6.5	1,807	6.4
		Disagree	39	17.3	1,045	15.2	4,154	14.6
		Neutral	73	32.3	1,893	27.6	7,508	26.5
		Agree	64	28.3	2,221	32.3	9,313	32.8
		Strongly agree	34	15.0	1,259	18.3	5,576	19.7
		Total	226	100.0	6,867	100.0	28,358	100.0
18j. A college staff member helped me determine whether I qualified for financial assistance [EARLYCON]	QUALFA	Strongly disagree	27	11.9	697	10.2	2,919	10.3
		Disagree	59	26.1	1,951	28.5	7,455	26.3
		Neutral	61	27.0	1,751	25.6	7,366	26.0
		Agree	49	21.7	1,528	22.3	6,404	22.6
		Strongly agree	30	13.3	918	13.4	4,149	14.7
		Total	226	100.0	6,845	100.0	28,293	100.0
18p. At least one college staff member (other than an instructor) learned my name [EARLYCON]	CSTAFNAM	Strongly disagree	34	15.2	906	13.2	3,378	11.9
		Disagree	54	24.2	1,552	22.7	5,951	21.0
		Neutral	32	14.3	1,425	20.8	5,547	19.6
		Agree	64	28.7	1,607	23.5	6,996	24.7
		Strongly agree	39	17.5	1,361	19.9	6,474	22.8
		Total	223	100.0	6,851	100.0	28,346	100.0
Item 23								
23. Was a specific person assigned to you so you could see him/her each time you needed information or assistance? [EARLYCON]	ASNPERS	Yes	33	15.1	1,828	27.6	8,080	29.4
		No	186	84.9	4,786	72.4	19,399	70.6
		Total	219	100.0	6,614	100.0	27,479	100.0

\* The comparison group and cohort columns on this page EXCLUDE your college.

**Survey of Entering Student Engagement - Sacramento City College (2017 Administration)**

**2017 Benchmark Frequency Distributions - Main Survey**

Comparison Group: Extra-Large Colleges in the 2017 Cohort\*

Entering Students Only - Breakout by Enrollment Status: Full-Time Students

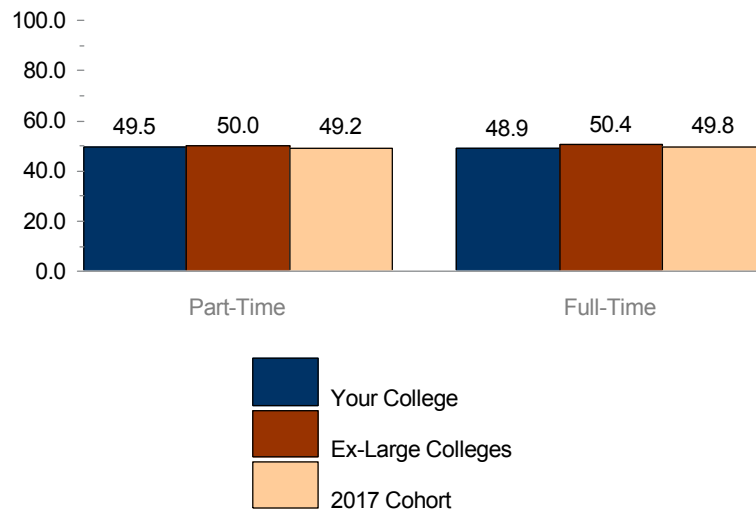
[Unweighted]

Early Connections (EARLYCON)

			Your College		Ex-Large Colleges		2017 Cohort	
Item	Variable	Responses	Count	Percent	Count	Percent	Count	Percent
Item 18: Think about your experiences from the time of your decision to attend this college through the end of the first three weeks of your first semester/quarter.								
18a. The very first time I came to this college I felt welcome [EARLYCON]	WELCOME	Strongly disagree	1	0.2	88	0.6	334	0.4
		Disagree	8	1.4	301	1.9	1,148	1.5
		Neutral	167	29.7	3,749	23.5	15,419	20.2
		Agree	247	43.9	7,141	44.8	34,600	45.4
		Strongly agree	140	24.9	4,670	29.3	24,742	32.5
		Total	563	100.0	15,949	100.0	76,243	100.0
18i. The college provided me with adequate information about financial assistance (scholarships, grants, loans, etc.) [EARLYCON]	FAINFO	Strongly disagree	31	5.5	999	6.3	3,919	5.1
		Disagree	97	17.3	2,219	13.9	9,411	12.4
		Neutral	173	30.9	4,274	26.8	19,343	25.4
		Agree	171	30.5	5,301	33.3	26,674	35.0
		Strongly agree	88	15.7	3,145	19.7	16,809	22.1
		Total	560	100.0	15,938	100.0	76,156	100.0
18j. A college staff member helped me determine whether I qualified for financial assistance [EARLYCON]	QUALFA	Strongly disagree	53	9.4	1,759	11.1	6,983	9.2
		Disagree	182	32.4	4,279	26.9	18,512	24.4
		Neutral	153	27.3	4,074	25.7	19,650	25.9
		Agree	101	18.0	3,474	21.9	18,262	24.1
		Strongly agree	72	12.8	2,297	14.5	12,521	16.5
		Total	561	100.0	15,883	100.0	75,928	100.0
18p. At least one college staff member (other than an instructor) learned my name [EARLYCON]	CSTAFNAM	Strongly disagree	73	13.0	2,168	13.6	8,050	10.6
		Disagree	114	20.3	3,565	22.4	14,596	19.2
		Neutral	95	16.9	2,897	18.2	12,844	16.9
		Agree	138	24.6	3,705	23.3	19,724	25.9
		Strongly agree	142	25.3	3,575	22.5	20,831	27.4
		Total	562	100.0	15,910	100.0	76,045	100.0
Item 23								
23. Was a specific person assigned to you so you could see him/her each time you needed information or assistance? [EARLYCON]	ASNPERS	Yes	143	26.0	4,847	31.4	26,735	36.1
		No	406	74.0	10,577	68.6	47,225	63.9
		Total	549	100.0	15,424	100.0	73,960	100.0

\* The comparison group and cohort columns on this page EXCLUDE your college.

**Survey of Entering Student Engagement**  
**Sacramento City College (2017 Administration)**  
**2017 Benchmark Bar Chart - Main Survey**  
 Comparison Group: Extra-Large Colleges in the 2017 Cohort\*  
 Entering Students Only - Breakout by Enrollment Status  
 [Unweighted]  
 High Expectations and Aspirations (HIEXPECT)



\* The comparison group and cohort bars on this page INCLUDE your college.

01DEC17

**Survey of Entering Student Engagement - Sacramento City College (2017 Administration)**

**2017 Benchmark Means Report - Main Survey**

Comparison Group: Extra-Large Colleges in the 2017 Cohort\*

Entering Students Only - Breakout by Enrollment Status

[Unweighted]

High Expectations and Aspirations (HIEEXPECT)

			Your College	Ex-Large Colleges		2017 Cohort	
Item	Variable	Breakout Group	Mean	Mean	Effect Size**	Mean	Effect Size**
Item 18: Think about your experiences from the time of your decision to attend this college through the end of the first three weeks of your first semester/quarter.							
1 = Strongly disagree, 2 = Disagree, 3 = Neutral, 4 = Agree, 5 = Strongly agree							
18b. The instructors at this college want me to succeed [HIEPECT]	WNTSCCD	Less than full-time	4.15	4.28		4.30	
		Full-time	4.16	4.26		4.31	-0.21**
18t. I have the motivation to do what it takes to succeed in college [HIEPECT]	ITTAKES	Less than full-time	4.28	4.36		4.35	
		Full-time	4.35	4.42		4.40	
18u. I am prepared academically to succeed in college [HIEPECT]	ACPRPRD	Less than full-time	4.19	4.26		4.24	
		Full-time	4.28	4.33		4.31	
Item 19: During the first three weeks of your first semester/quarter at this college, about how often did you do the following?							
1 = Never, 2 = Once, 3 = Two or three times, 4 = Four or more times							
19c. Turn in an assignment late [HIEPECT]	LATETURN	Less than full-time	1.38	1.44		1.47	
		Full-time	1.35	1.44		1.47	
19d. Not turn in an assignment [HIEPECT]	NOTTURN	Less than full-time	1.37	1.40		1.39	
		Full-time	1.47	1.41		1.41	
19f. Come to class without completing readings or assignments [HIEPECT]	NOTCOMPL	Less than full-time	1.59	1.56		1.57	
		Full-time	1.68	1.65		1.65	
19s. Skip class [HIEPECT]	SKIPCL	Less than full-time	1.29	1.29		1.31	
		Full-time	1.32	1.30		1.33	

\* The comparison group and cohort columns on this page EXCLUDE your college.

\*\* T-test: 2-tailed

If a row contains less than 50 respondents, interpret the comparison results cautiously.

**Survey of Entering Student Engagement - Sacramento City College (2017 Administration)**

**2017 Benchmark Frequency Distributions - Main Survey**

Comparison Group: Extra-Large Colleges in the 2017 Cohort\*

Entering Students Only - Breakout by Enrollment Status: Part-Time Students

[Unweighted]

High Expectations and Aspirations (HIEXPECT)

			Your College		Ex-Large Colleges		2017 Cohort	
Item	Variable	Responses	Count	Percent	Count	Percent	Count	Percent
Item 18: Think about your experiences from the time of your decision to attend this college through the end of the first three weeks of your first semester/quarter.								
18b. The instructors at this college want me to succeed [HIEXPECT]	WNTSCCD	Strongly disagree	1	0.5	11	0.2	71	0.3
		Disagree	1	0.5	41	0.6	163	0.6
		Neutral	37	16.7	807	11.8	3,074	10.9
		Agree	108	48.6	3,179	46.4	12,850	45.4
		Strongly agree	75	33.8	2,813	41.1	12,122	42.9
		Total	222	100.0	6,851	100.0	28,280	100.0
18t. I have the motivation to do what it takes to succeed in college [HIEXPECT]	ITTAKES	Strongly disagree	1	0.4	43	0.6	165	0.6
		Disagree	6	2.7	99	1.4	400	1.4
		Neutral	25	11.1	707	10.3	3,055	10.8
		Agree	90	39.8	2,523	36.9	10,500	37.1
		Strongly agree	104	46.0	3,473	50.7	14,197	50.1
		Total	226	100.0	6,845	100.0	28,317	100.0
18u. I am prepared academically to succeed in college [HIEXPECT]	ACPRPRD	Strongly disagree	2	0.9	43	0.6	180	0.6
		Disagree	5	2.2	113	1.6	494	1.7
		Neutral	33	14.6	926	13.5	4,013	14.1
		Agree	93	41.2	2,737	39.8	11,396	40.1
		Strongly agree	93	41.2	3,051	44.4	12,302	43.3
		Total	226	100.0	6,870	100.0	28,385	100.0
Item 19: During the first three weeks of your first semester/quarter at this college, about how often did you do the following?								
19c. Turn in an assignment late [HIEXPECT]	LATETURN	Never	158	70.2	4,520	65.9	18,370	64.4
		Once	50	22.2	1,724	25.1	7,344	25.8
		Two or three times	15	6.7	536	7.8	2,435	8.5
		Four or more times	2	0.9	83	1.2	363	1.3
		Total	225	100.0	6,863	100.0	28,512	100.0
19d. Not turn in an assignment [HIEXPECT]	NOTTURN	Never	156	69.6	4,727	70.2	19,784	70.8
		Once	54	24.1	1,455	21.6	5,749	20.6
		Two or three times	13	5.8	434	6.4	1,915	6.9
		Four or more times	1	0.4	116	1.7	484	1.7
		Total	224	100.0	6,732	100.0	27,932	100.0
19f. Come to class without completing readings or assignments [HIEXPECT]	NOTCOMPL	Never	127	56.2	4,083	59.3	16,808	58.9
		Once	68	30.1	1,929	28.0	7,987	28.0
		Two or three times	27	11.9	699	10.1	3,026	10.6
		Four or more times	4	1.8	177	2.6	724	2.5
		Total	226	100.0	6,888	100.0	28,545	100.0

\* The comparison group and cohort columns on this page EXCLUDE your college.



**Survey of Entering Student Engagement - Sacramento City College (2017 Administration)**

**2017 Benchmark Frequency Distributions - Main Survey**

Comparison Group: Extra-Large Colleges in the 2017 Cohort\*

Entering Students Only - Breakout by Enrollment Status: Part-Time Students

[Unweighted]

High Expectations and Aspirations (HIEEXPECT)

			Your College		Ex-Large Colleges		2017 Cohort	
Item	Variable	Responses	Count	Percent	Count	Percent	Count	Percent
Item 19: During the first three weeks of your first semester/quarter at this college, about how often did you do the following?								
19s. Skip class [HIEEXPECT]	SKIPCL	Never	173	76.5	5,382	78.1	22,107	77.3
		Once	40	17.7	1,071	15.5	4,520	15.8
		Two or three times	13	5.8	359	5.2	1,618	5.7
		Four or more times	0	N/A	78	1.1	357	1.2
		Total	226	100.0	6,890	100.0	28,602	100.0

\* The comparison group and cohort columns on this page EXCLUDE your college.

**Survey of Entering Student Engagement - Sacramento City College (2017 Administration)**

**2017 Benchmark Frequency Distributions - Main Survey**

Comparison Group: Extra-Large Colleges in the 2017 Cohort\*

Entering Students Only - Breakout by Enrollment Status: Full-Time Students

[Unweighted]

High Expectations and Aspirations (HIEXPECT)

			Your College		Ex-Large Colleges		2017 Cohort	
Item	Variable	Responses	Count	Percent	Count	Percent	Count	Percent
Item 18: Think about your experiences from the time of your decision to attend this college through the end of the first three weeks of your first semester/quarter.								
18b. The instructors at this college want me to succeed [HIEXPECT]	WNTSCCD	Strongly disagree	0	N/A	37	0.2	141	0.2
		Disagree	2	0.4	104	0.7	451	0.6
		Neutral	88	15.8	1,924	12.1	8,058	10.6
		Agree	286	51.3	7,467	47.0	34,675	45.7
		Strongly agree	181	32.5	6,358	40.0	32,610	42.9
		Total	557	100.0	15,890	100.0	75,935	100.0
18t. I have the motivation to do what it takes to succeed in college [HIEXPECT]	ITTAKES	Strongly disagree	7	1.2	85	0.5	398	0.5
		Disagree	6	1.1	196	1.2	901	1.2
		Neutral	66	11.8	1,399	8.8	7,076	9.3
		Agree	184	32.8	5,478	34.5	26,938	35.5
		Strongly agree	298	53.1	8,726	54.9	40,644	53.5
		Total	561	100.0	15,884	100.0	75,957	100.0
18u. I am prepared academically to succeed in college [HIEXPECT]	ACPRPRD	Strongly disagree	3	0.5	71	0.4	376	0.5
		Disagree	7	1.3	201	1.3	1,042	1.4
		Neutral	76	13.6	1,879	11.8	9,205	12.1
		Agree	218	39.1	5,998	37.6	29,476	38.7
		Strongly agree	254	45.5	7,783	48.9	36,030	47.3
		Total	558	100.0	15,932	100.0	76,129	100.0
Item 19: During the first three weeks of your first semester/quarter at this college, about how often did you do the following?								
19c. Turn in an assignment late [HIEXPECT]	LATETURN	Never	400	71.9	10,556	66.1	48,555	63.4
		Once	123	22.1	4,043	25.3	20,696	27.0
		Two or three times	30	5.4	1,204	7.5	6,436	8.4
		Four or more times	3	0.5	176	1.1	901	1.2
		Total	556	100.0	15,979	100.0	76,588	100.0
19d. Not turn in an assignment [HIEXPECT]	NOTTURN	Never	360	65.1	10,845	69.0	52,270	69.5
		Once	137	24.8	3,512	22.4	16,385	21.8
		Two or three times	43	7.8	1,103	7.0	5,346	7.1
		Four or more times	13	2.4	249	1.6	1,257	1.7
		Total	553	100.0	15,709	100.0	75,258	100.0
19f. Come to class without completing readings or assignments [HIEXPECT]	NOTCOMPL	Never	299	53.3	8,632	54.1	41,348	54.0
		Once	164	29.2	4,782	30.0	22,972	30.0
		Two or three times	79	14.1	2,030	12.7	9,854	12.9
		Four or more times	19	3.4	498	3.1	2,350	3.1
		Total	561	100.0	15,942	100.0	76,524	100.0

\* The comparison group and cohort columns on this page EXCLUDE your college.

**Survey of Entering Student Engagement - Sacramento City College (2017 Administration)**

**2017 Benchmark Frequency Distributions - Main Survey**

Comparison Group: Extra-Large Colleges in the 2017 Cohort\*

Entering Students Only - Breakout by Enrollment Status: Full-Time Students

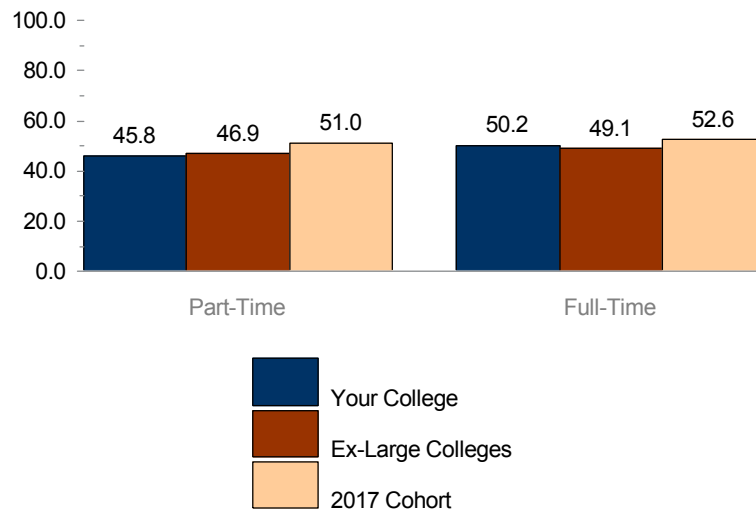
[Unweighted]

High Expectations and Aspirations (HIEEXPECT)

			Your College		Ex-Large Colleges		2017 Cohort	
Item	Variable	Responses	Count	Percent	Count	Percent	Count	Percent
Item 19: During the first three weeks of your first semester/quarter at this college, about how often did you do the following?								
19s. Skip class [HIEEXPECT]	SKIPCL	Never	422	75.5	12,446	77.8	58,360	76.1
		Once	100	17.9	2,499	15.6	12,607	16.4
		Two or three times	31	5.5	884	5.5	4,770	6.2
		Four or more times	6	1.1	176	1.1	970	1.3
		Total	559	100.0	16,005	100.0	76,707	100.0

\* The comparison group and cohort columns on this page EXCLUDE your college.

**Survey of Entering Student Engagement**  
**Sacramento City College (2017 Administration)**  
**2017 Benchmark Bar Chart - Main Survey**  
 Comparison Group: Extra-Large Colleges in the 2017 Cohort\*  
 Entering Students Only - Breakout by Enrollment Status  
 [Unweighted]  
 Clear Academic Plan and Pathway (ACADPLAN)



\* The comparison group and cohort bars on this page INCLUDE your college.

01DEC17

**Survey of Entering Student Engagement - Sacramento City College (2017 Administration)**

**2017 Benchmark Means Report - Main Survey**

Comparison Group: Extra-Large Colleges in the 2017 Cohort\*

Entering Students Only - Breakout by Enrollment Status

[Unweighted]

Clear Academic Plan and Pathway (ACADPLAN)

			Your College	Ex-Large Colleges		2017 Cohort	
Item	Variable	Breakout Group	Mean	Mean	Effect Size**	Mean	Effect Size**
Item 18: Think about your experiences from the time of your decision to attend this college through the end of the first three weeks of your first semester/quarter.							
1 = Strongly disagree, 2 = Disagree, 3 = Neutral, 4 = Agree, 5 = Strongly agree							
18d. I was able to meet with an academic advisor at times convenient for me [ACADPLAN]	AACONTIM	Less than full-time	3.57	3.75		3.80	-0.23**
		Full-time	3.68	3.80		3.88	-0.20**
18e. An advisor helped me to select a course of study, program, or major [ACADPLAN]	AASELMAJ	Less than full-time	3.45	3.69		3.74	-0.26**
		Full-time	3.71	3.74		3.80	
18f. An advisor helped me to set academic goals and to create a plan for achieving them [ACADPLAN]	ACADGOAL	Less than full-time	3.52	3.34		3.37	
		Full-time	3.68	3.39	0.25**	3.41	0.23**
18g. An advisor helped me to identify the courses I needed to take during my first semester/quarter [ACADPLAN]	CRSADV	Less than full-time	3.77	3.88		3.93	
		Full-time	3.97	3.96		4.02	
18h. A college staff member talked with me about my commitments outside of school (work, children, dependents, etc.) to help me figure out how many courses to take [ACADPLAN]	OSCOMM	Less than full-time	2.90	2.84		2.93	
		Full-time	2.88	2.85		2.97	

\* The comparison group and cohort columns on this page EXCLUDE your college.

\*\* T-test: 2-tailed

If a row contains less than 50 respondents, interpret the comparison results cautiously.

**Survey of Entering Student Engagement - Sacramento City College (2017 Administration)**

**2017 Benchmark Frequency Distributions - Main Survey**

Comparison Group: Extra-Large Colleges in the 2017 Cohort\*

Entering Students Only - Breakout by Enrollment Status: Part-Time Students

[Unweighted]

Clear Academic Plan and Pathway (ACADPLAN)

			Your College		Ex-Large Colleges		2017 Cohort	
Item	Variable	Responses	Count	Percent	Count	Percent	Count	Percent
Item 18: Think about your experiences from the time of your decision to attend this college through the end of the first three weeks of your first semester/quarter.								
18d. I was able to meet with an academic advisor at times convenient for me [ACADPLAN]	AACONTIM	Strongly disagree	9	4.1	166	2.4	666	2.4
		Disagree	25	11.3	590	8.7	2,074	7.4
		Neutral	62	27.9	1,701	25.0	6,897	24.5
		Agree	83	37.4	2,690	39.5	11,222	39.8
		Strongly agree	43	19.4	1,661	24.4	7,304	25.9
		Total	222	100.0	6,808	100.0	28,163	100.0
18e. An advisor helped me to select a course of study, program, or major [ACADPLAN]	AASELMAJ	Strongly disagree	17	7.6	309	4.5	1,212	4.3
		Disagree	37	16.4	892	13.0	3,355	11.8
		Neutral	51	22.7	1,293	18.8	5,239	18.5
		Agree	68	30.2	2,489	36.3	10,277	36.2
		Strongly agree	52	23.1	1,881	27.4	8,285	29.2
		Total	225	100.0	6,864	100.0	28,368	100.0
18f. An advisor helped me to set academic goals and to create a plan for achieving them [ACADPLAN]	ACADGOAL	Strongly disagree	14	6.2	425	6.2	1,631	5.8
		Disagree	44	19.6	1,329	19.4	5,313	18.8
		Neutral	37	16.4	1,863	27.2	8,004	28.3
		Agree	71	31.6	1,930	28.2	7,792	27.5
		Strongly agree	59	26.2	1,304	19.0	5,556	19.6
		Total	225	100.0	6,851	100.0	28,296	100.0
18g. An advisor helped me to identify the courses I needed to take during my first semester/quarter [ACADPLAN]	CRSADV	Strongly disagree	11	4.9	258	3.8	959	3.4
		Disagree	29	12.8	607	8.8	2,260	8.0
		Neutral	28	12.4	945	13.8	3,984	14.1
		Agree	91	40.3	2,916	42.5	11,831	41.7
		Strongly agree	67	29.6	2,135	31.1	9,321	32.9
		Total	226	100.0	6,861	100.0	28,355	100.0
18h. A college staff member talked with me about my commitments outside of school (work, children, dependents, etc.) to help me figure out how many courses to take [ACADPLAN]	OSCOMM	Strongly disagree	29	12.8	856	12.5	3,290	11.6
		Disagree	63	27.9	2,270	33.0	8,547	30.1
		Neutral	58	25.7	1,636	23.8	7,116	25.1
		Agree	53	23.5	1,323	19.3	5,747	20.3
		Strongly agree	23	10.2	784	11.4	3,663	12.9
		Total	226	100.0	6,869	100.0	28,363	100.0

\* The comparison group and cohort columns on this page EXCLUDE your college.

**Survey of Entering Student Engagement - Sacramento City College (2017 Administration)**

**2017 Benchmark Frequency Distributions - Main Survey**

Comparison Group: Extra-Large Colleges in the 2017 Cohort\*

Entering Students Only - Breakout by Enrollment Status: Full-Time Students

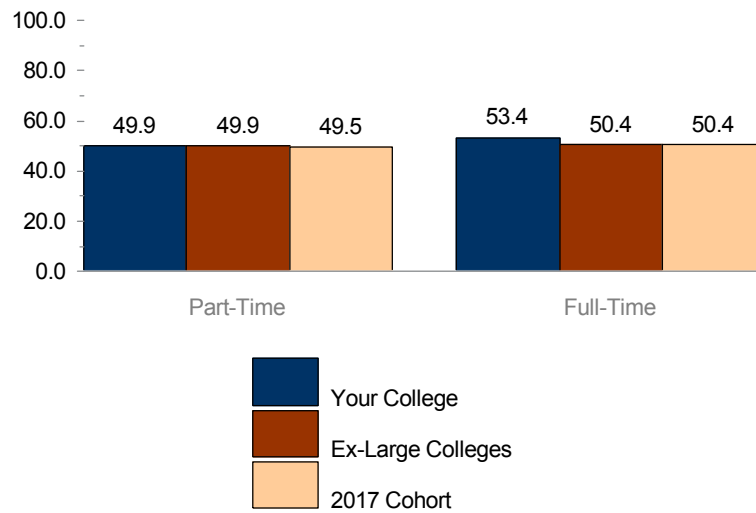
[Unweighted]

Clear Academic Plan and Pathway (ACADPLAN)

			Your College		Ex-Large Colleges		2017 Cohort	
Item	Variable	Responses	Count	Percent	Count	Percent	Count	Percent
Item 18: Think about your experiences from the time of your decision to attend this college through the end of the first three weeks of your first semester/quarter.								
18d. I was able to meet with an academic advisor at times convenient for me [ACADPLAN]	AACONTIM	Strongly disagree	17	3.1	358	2.3	1,413	1.9
		Disagree	44	8.0	1,160	7.3	4,430	5.9
		Neutral	153	27.8	3,974	25.1	17,733	23.4
		Agree	218	39.6	6,150	38.9	30,390	40.2
		Strongly agree	118	21.5	4,171	26.4	21,673	28.7
		Total	550	100.0	15,813	100.0	75,639	100.0
18e. An advisor helped me to select a course of study, program, or major [ACADPLAN]	AASELMAJ	Strongly disagree	32	5.7	765	4.8	3,124	4.1
		Disagree	58	10.4	1,963	12.3	8,538	11.2
		Neutral	114	20.4	2,824	17.7	13,224	17.4
		Agree	195	34.8	5,538	34.8	26,993	35.4
		Strongly agree	161	28.8	4,840	30.4	24,267	31.9
		Total	560	100.0	15,930	100.0	76,146	100.0
18f. An advisor helped me to set academic goals and to create a plan for achieving them [ACADPLAN]	ACADGOAL	Strongly disagree	31	5.5	952	6.0	4,099	5.4
		Disagree	74	13.2	2,944	18.5	13,627	17.9
		Neutral	97	17.3	4,309	27.1	21,016	27.7
		Agree	198	35.4	4,339	27.3	21,339	28.1
		Strongly agree	160	28.6	3,345	21.1	15,917	20.9
		Total	560	100.0	15,889	100.0	75,998	100.0
18g. An advisor helped me to identify the courses I needed to take during my first semester/quarter [ACADPLAN]	CRSADV	Strongly disagree	23	4.1	575	3.6	2,258	3.0
		Disagree	38	6.8	1,215	7.6	5,110	6.7
		Neutral	69	12.3	2,019	12.7	9,469	12.4
		Agree	233	41.5	6,561	41.2	31,607	41.5
		Strongly agree	198	35.3	5,558	34.9	27,670	36.4
		Total	561	100.0	15,928	100.0	76,114	100.0
18h. A college staff member talked with me about my commitments outside of school (work, children, dependents, etc.) to help me figure out how many courses to take [ACADPLAN]	OSCOMM	Strongly disagree	75	13.4	2,021	12.7	8,206	10.8
		Disagree	170	30.3	5,011	31.5	22,422	29.5
		Neutral	138	24.6	4,117	25.9	19,307	25.4
		Agree	103	18.4	2,934	18.4	15,881	20.9
		Strongly agree	75	13.4	1,843	11.6	10,284	13.5
		Total	561	100.0	15,926	100.0	76,100	100.0

\* The comparison group and cohort columns on this page EXCLUDE your college.

**Survey of Entering Student Engagement**  
**Sacramento City College (2017 Administration)**  
**2017 Benchmark Bar Chart - Main Survey**  
 Comparison Group: Extra-Large Colleges in the 2017 Cohort\*  
 Entering Students Only - Breakout by Enrollment Status  
 [Unweighted]  
 Effective Track to College Readiness (COLLREAD)



\* The comparison group and cohort bars on this page INCLUDE your college.

01DEC17



**Survey of Entering Student Engagement - Sacramento City College (2017 Administration)**

**2017 Benchmark Means Report - Main Survey**

Comparison Group: Extra-Large Colleges in the 2017 Cohort\*

Entering Students Only - Breakout by Enrollment Status

[Unweighted]

Effective Track to College Readiness (COLLREAD)

			Your College	Ex-Large Colleges		2017 Cohort	
Item	Variable	Breakout Group	Mean	Mean	Effect Size**	Mean	Effect Size**
Item 21: Think about your experiences from the time of your decision to attend this college through the end of the first three weeks of your first semester/quarter. Within a class, or through another experience at this college:							
1 = Strongly disagree, 2 = Disagree, 3 = Neutral, 4 = Agree, 5 = Strongly agree							
21a. I learned to improve my study skills (listening, note taking, highlighting readings, working with others, etc.) [COLLREAD]	LNDSTUDY	Less than full-time	3.90	4.04		4.04	
		Full-time	3.93	4.01		4.04	
21b. I learned to understand my academic strengths and weaknesses [COLLREAD]	LNDACAWK	Less than full-time	3.80	3.97		3.97	
		Full-time	3.87	3.96		3.99	
21c. I learned skills and strategies to improve my test-taking ability [COLLREAD]	LNSKLLS	Less than full-time	3.62	3.70		3.69	
		Full-time	3.61	3.65		3.68	
One or more items in this benchmark are not suited to means calculations. Please see the Frequency Distribution that follows for these items.							

\* The comparison group and cohort columns on this page EXCLUDE your college.

\*\* T-test: 2-tailed

If a row contains less than 50 respondents, interpret the comparison results cautiously.

**Survey of Entering Student Engagement - Sacramento City College (2017 Administration)**

**2017 Benchmark Frequency Distributions - Main Survey**

Comparison Group: Extra-Large Colleges in the 2017 Cohort\*

Entering Students Only - Breakout by Enrollment Status: Part-Time Students

[Unweighted]

Effective Track to College Readiness (COLLREAD)

			Your College		Ex-Large Colleges		2017 Cohort	
Item	Variable	Responses	Count	Percent	Count	Percent	Count	Percent
Item 12: Think about your experiences from the time of your decision to attend this college through the end of the first three weeks of your first semester/quarter.								
12a. Before I could register for classes, I was required to take a placement test (COMPASS, ASSET, ACCUPLACER, SAT, ACT, etc.) to assess my skills in reading, writing, and/or math [COLLREAD]	REQPTST	Yes	194	86.6	5,643	82.6	23,603	83.7
		No	30	13.4	1,185	17.4	4,605	16.3
		Total	224	100.0	6,828	100.0	28,208	100.0
12b. I took a placement test (COMPASS, ASSET, ACCUPLACER, SAT, ACT, etc.) [COLLREAD]	TKPTST	Yes	179	83.6	5,682	85.8	23,861	86.9
		No	35	16.4	937	14.2	3,594	13.1
		Total	214	100.0	6,619	100.0	27,455	100.0
Item 14								
14. This college required me to enroll in classes indicated by my placement test scores during my first semester/quarter [COLLREAD]	REQCLASS	Yes	172	77.1	4,756	69.9	19,569	69.6
		No	51	22.9	2,045	30.1	8,533	30.4
		Total	223	100.0	6,801	100.0	28,102	100.0
Item 21: Think about your experiences from the time of your decision to attend this college through the end of the first three weeks of your first semester/quarter. Within a class, or through another experience at this college:								
21a. I learned to improve my study skills (listening, note taking, highlighting readings, working with others, etc.) [COLLREAD]	LNDSTUDY	Strongly disagree	2	0.9	87	1.3	371	1.3
		Disagree	15	6.7	217	3.2	974	3.4
		Neutral	52	23.1	1,331	19.5	5,559	19.6
		Agree	90	40.0	2,866	42.0	11,761	41.4
		Strongly agree	66	29.3	2,328	34.1	9,709	34.2
		Total	225	100.0	6,829	100.0	28,374	100.0
21b. I learned to understand my academic strengths and weaknesses [COLLREAD]	LNDACAWK	Strongly disagree	4	1.8	90	1.3	347	1.2
		Disagree	12	5.3	237	3.5	983	3.5
		Neutral	61	27.1	1,493	21.9	6,302	22.2
		Agree	96	42.7	2,965	43.5	12,255	43.2
		Strongly agree	52	23.1	2,038	29.9	8,454	29.8
		Total	225	100.0	6,823	100.0	28,341	100.0
21c. I learned skills and strategies to improve my test-taking ability [COLLREAD]	LNDSKLLS	Strongly disagree	5	2.2	157	2.3	705	2.5
		Disagree	28	12.4	607	8.9	2,489	8.8
		Neutral	64	28.3	2,041	29.9	8,782	31.0
		Agree	79	35.0	2,317	33.9	9,235	32.6
		Strongly agree	50	22.1	1,707	25.0	7,150	25.2
		Total	226	100.0	6,829	100.0	28,361	100.0

\* The comparison group and cohort columns on this page EXCLUDE your college.

**Survey of Entering Student Engagement - Sacramento City College (2017 Administration)**

**2017 Benchmark Frequency Distributions - Main Survey**

Comparison Group: Extra-Large Colleges in the 2017 Cohort\*

Entering Students Only - Breakout by Enrollment Status: Full-Time Students

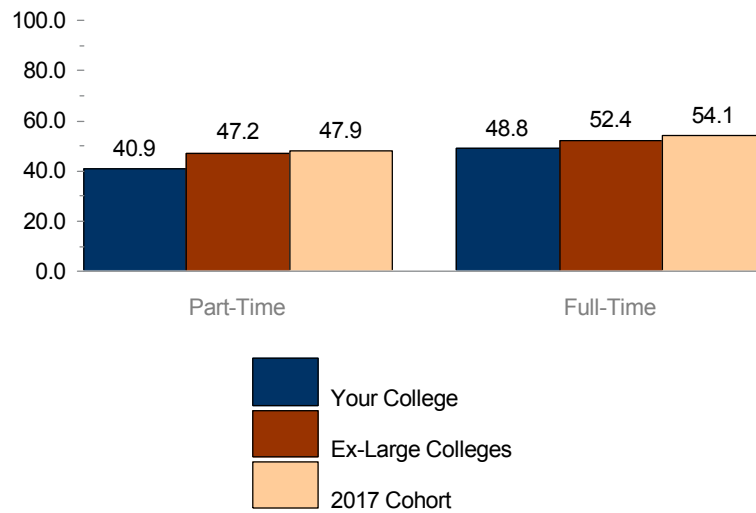
[Unweighted]

Effective Track to College Readiness (COLLREAD)

			Your College		Ex-Large Colleges		2017 Cohort	
Item	Variable	Responses	Count	Percent	Count	Percent	Count	Percent
Item 12: Think about your experiences from the time of your decision to attend this college through the end of the first three weeks of your first semester/quarter.								
12a. Before I could register for classes, I was required to take a placement test (COMPASS, ASSET, ACCUPLACER, SAT, ACT, etc.) to assess my skills in reading, writing, and/or math [COLLREAD]	REQPTST	Yes	516	92.5	13,133	82.8	62,733	82.8
		No	42	7.5	2,724	17.2	12,999	17.2
		Total	558	100.0	15,857	100.0	75,732	100.0
12b. I took a placement test (COMPASS, ASSET, ACCUPLACER, SAT, ACT, etc.) [COLLREAD]	TKPTST	Yes	483	90.1	13,647	87.8	65,638	88.2
		No	53	9.9	1,895	12.2	8,743	11.8
		Total	536	100.0	15,542	100.0	74,381	100.0
Item 14								
14. This college required me to enroll in classes indicated by my placement test scores during my first semester/quarter [COLLREAD]	REQCLASS	Yes	428	77.1	10,792	68.3	49,831	66.0
		No	127	22.9	5,011	31.7	25,626	34.0
		Total	555	100.0	15,803	100.0	75,457	100.0
Item 21: Think about your experiences from the time of your decision to attend this college through the end of the first three weeks of your first semester/quarter. Within a class, or through another experience at this college:								
21a. I learned to improve my study skills (listening, note taking, highlighting readings, working with others, etc.) [COLLREAD]	LNDSTUDY	Strongly disagree	7	1.3	230	1.4	979	1.3
		Disagree	25	4.5	611	3.8	2,833	3.7
		Neutral	129	23.2	3,073	19.3	14,292	18.7
		Agree	232	41.7	6,817	42.8	32,305	42.4
		Strongly agree	163	29.3	5,182	32.6	25,866	33.9
		Total	556	100.0	15,913	100.0	76,275	100.0
21b. I learned to understand my academic strengths and weaknesses [COLLREAD]	LNDACAWK	Strongly disagree	8	1.4	187	1.2	774	1.0
		Disagree	24	4.3	597	3.8	2,737	3.6
		Neutral	143	25.7	3,429	21.6	15,787	20.7
		Agree	237	42.6	7,042	44.3	33,734	44.3
		Strongly agree	144	25.9	4,624	29.1	23,134	30.4
		Total	556	100.0	15,879	100.0	76,166	100.0
21c. I learned skills and strategies to improve my test-taking ability [COLLREAD]	LNDSKLLS	Strongly disagree	11	2.0	426	2.7	1,907	2.5
		Disagree	55	9.9	1,570	9.9	7,217	9.5
		Neutral	191	34.4	4,919	31.0	23,355	30.7
		Agree	179	32.3	5,202	32.7	24,767	32.5
		Strongly agree	119	21.4	3,775	23.8	18,933	24.9
		Total	555	100.0	15,892	100.0	76,179	100.0

\* The comparison group and cohort columns on this page EXCLUDE your college.

**Survey of Entering Student Engagement**  
**Sacramento City College (2017 Administration)**  
**2017 Benchmark Bar Chart - Main Survey**  
 Comparison Group: Extra-Large Colleges in the 2017 Cohort\*  
 Entering Students Only - Breakout by Enrollment Status  
 [Unweighted]  
 Engaged Learning (ENGAGLRN)



\* The comparison group and cohort bars on this page INCLUDE your college.

01DEC17

**Survey of Entering Student Engagement - Sacramento City College (2017 Administration)**  
**2017 Benchmark Means Report - Main Survey**

Comparison Group: Extra-Large Colleges in the 2017 Cohort\*

Entering Students Only - Breakout by Enrollment Status

[Unweighted]

Engaged Learning (ENGAGLRN)

			Your College	Ex-Large Colleges		2017 Cohort	
Item	Variable	Breakout Group	Mean	Mean	Effect Size**	Mean	Effect Size**
Item 19: During the first three weeks of your first semester/quarter at this college, about how often did you do the following?							
1 = Never, 2 = Once, 3 = Two or three times, 4 = Four or more times							
19a. Ask questions in class or contribute to class discussions [ENGAGLRN]	ASKQUES	Less than full-time	2.66	2.70		2.76	
		Full-time	2.73	2.79		2.83	
19b. Prepare at least two drafts of a paper or assignment before turning it in [ENGAGLRN]	PREPDRFT	Less than full-time	1.97	2.11		2.10	
		Full-time	2.06	2.15		2.13	
19e. Participate in supplemental instruction (extra class sessions with an instructor, tutor, or experienced student) [ENGAGLRN]	SUPINSTR	Less than full-time	1.57	1.54		1.53	
		Full-time	1.52	1.58		1.56	
19g. Work with other students on a project or assignment during class [ENGAGLRN]	PINCLASS	Less than full-time	2.25	2.39		2.41	
		Full-time	2.51	2.52		2.55	
19h. Work with classmates outside of class on class projects or assignments [ENGAGLRN]	PREPOUTC	Less than full-time	1.43	1.53		1.52	
		Full-time	1.68	1.68		1.70	
19i. Participate in a required study group outside of class [ENGAGLRN]	GRPSTUDY	Less than full-time	1.24	1.30		1.28	
		Full-time	1.41	1.34		1.34	
19j. Participate in a student-initiated (not required) study group outside of class [ENGAGLRN]	NRGSTUDY	Less than full-time	1.24	1.29		1.26	
		Full-time	1.43	1.37		1.36	
19k. Use an electronic tool (e-mail, text messaging, Facebook, MySpace, class Web site, etc.) to communicate with another student about coursework [ENGAGLRN]	USEINTMG	Less than full-time	1.95	2.10		2.08	
		Full-time	2.30	2.33		2.33	
19l. Use an electronic tool (e-mail, text messaging, Facebook, MySpace, class Web site, etc.) to communicate with an instructor about coursework [ENGAGLRN]	MAILFAC	Less than full-time	1.91	2.12		2.17	-0.25**
		Full-time	2.18	2.29		2.36	
19m. Discuss an assignment or grade with an instructor [ENGAGLRN]	FACASSN	Less than full-time	1.87	2.02		2.04	
		Full-time	2.01	2.05		2.10	
19n. Ask for help from an instructor regarding questions or problems related to a class [ENGAGLRN]	CLASSREL	Less than full-time	2.12	2.30		2.32	
		Full-time	2.22	2.35		2.38	
19o. Receive prompt written or oral feedback from instructors on your performance [ENGAGLRN]	FEEDBACK	Less than full-time	2.12	2.24		2.28	
		Full-time	2.29	2.37		2.43	
19q. Discuss ideas from your readings or classes with instructors outside of class [ENGAGLRN]	FACIDOC	Less than full-time	1.56	1.53		1.55	
		Full-time	1.63	1.62		1.63	

\* The comparison group and cohort columns on this page EXCLUDE your college.

\*\* T-test: 2-tailed

If a row contains less than 50 respondents, interpret the comparison results cautiously.

**Survey of Entering Student Engagement - Sacramento City College (2017 Administration)**

**2017 Benchmark Means Report - Main Survey**

Comparison Group: Extra-Large Colleges in the 2017 Cohort\*

Entering Students Only - Breakout by Enrollment Status

[Unweighted]

Engaged Learning (ENGAGLRN)

			Your College	Ex-Large Colleges		2017 Cohort	
Item	Variable	Breakout Group	Mean	Mean	Effect Size**	Mean	Effect Size**
Item 20.2: Think about your experiences from the time of your decision to attend this college through the end of the first three weeks of your first semester/quarter. How often did you use the following services?							
1 = Never, 2 = Once, 3 = Two or three times, 4 = Four or more times							
20.2d. Face-to-face tutoring [ENGAGLRN]	FFTUSE	Less than full-time	1.25	1.30		1.29	
		Full-time	1.30	1.34		1.33	
20.2f. Writing, math, or other skill lab [ENGAGLRN]	SKLABUSE	Less than full-time	1.69	1.66		1.64	
		Full-time	1.58	1.71		1.68	
20.2h. Computer lab [ENGAGLRN]	COMLBUSE	Less than full-time	1.46	1.96	-0.45**	1.95	-0.44**
		Full-time	1.69	2.05	-0.32**	2.10	-0.36**

\* The comparison group and cohort columns on this page EXCLUDE your college.

\*\* T-test: 2-tailed

If a row contains less than 50 respondents, interpret the comparison results cautiously.

**Survey of Entering Student Engagement - Sacramento City College (2017 Administration)**

**2017 Benchmark Frequency Distributions - Main Survey**

Comparison Group: Extra-Large Colleges in the 2017 Cohort\*

Entering Students Only - Breakout by Enrollment Status: Part-Time Students

[Unweighted]

Engaged Learning (ENGAGLRN)

			Your College		Ex-Large Colleges		2017 Cohort	
Item	Variable	Responses	Count	Percent	Count	Percent	Count	Percent
Item 19: During the first three weeks of your first semester/quarter at this college, about how often did you do the following?								
19a. Ask questions in class or contribute to class discussions [ENGAGLRN]	ASKQUES	Never	24	10.6	706	10.2	2,710	9.5
		Once	66	29.1	1,884	27.3	7,212	25.2
		Two or three times	100	44.1	3,076	44.5	12,902	45.0
		Four or more times	37	16.3	1,241	18.0	5,838	20.4
		Total	227	100.0	6,907	100.0	28,662	100.0
19b. Prepare at least two drafts of a paper or assignment before turning it in [ENGAGLRN]	PREPDRFT	Never	80	35.9	2,002	29.2	8,642	30.5
		Once	80	35.9	2,484	36.3	9,976	35.2
		Two or three times	52	23.3	1,942	28.4	7,936	28.0
		Four or more times	11	4.9	422	6.2	1,806	6.4
		Total	223	100.0	6,850	100.0	28,360	100.0
19e. Participate in supplemental instruction (extra class sessions with an instructor, tutor, or experienced student) [ENGAGLRN]	SUPINSTR	Never	148	65.2	4,602	66.7	19,324	67.5
		Once	40	17.6	1,221	17.7	4,871	17.0
		Two or three times	28	12.3	762	11.0	3,083	10.8
		Four or more times	11	4.8	317	4.6	1,352	4.7
		Total	227	100.0	6,902	100.0	28,630	100.0
19g. Work with other students on a project or assignment during class [ENGAGLRN]	PINCLASS	Never	68	30.1	1,602	23.2	6,563	22.9
		Once	63	27.9	1,927	27.9	7,772	27.2
		Two or three times	65	28.8	2,463	35.7	10,359	36.2
		Four or more times	30	13.3	907	13.1	3,919	13.7
		Total	226	100.0	6,899	100.0	28,613	100.0
19h. Work with classmates outside of class on class projects or assignments [ENGAGLRN]	PREPOUTC	Never	162	71.4	4,512	65.7	19,039	66.9
		Once	39	17.2	1,313	19.1	5,119	18.0
		Two or three times	20	8.8	788	11.5	3,218	11.3
		Four or more times	6	2.6	251	3.7	1,093	3.8
		Total	227	100.0	6,864	100.0	28,469	100.0
19i. Participate in a required study group outside of class [ENGAGLRN]	GRPSTUDY	Never	188	83.2	5,557	80.7	23,487	82.1
		Once	24	10.6	754	10.9	2,914	10.2
		Two or three times	12	5.3	403	5.8	1,561	5.5
		Four or more times	2	0.9	175	2.5	643	2.2
		Total	226	100.0	6,889	100.0	28,605	100.0
19j. Participate in a student-initiated (not required) study group outside of class [ENGAGLRN]	NRGSTUDY	Never	186	82.3	5,585	81.4	23,659	83.1
		Once	29	12.8	747	10.9	2,804	9.8
		Two or three times	8	3.5	372	5.4	1,449	5.1
		Four or more times	3	1.3	155	2.3	570	2.0
		Total	226	100.0	6,859	100.0	28,482	100.0

\* The comparison group and cohort columns on this page EXCLUDE your college.

**Survey of Entering Student Engagement - Sacramento City College (2017 Administration)**

**2017 Benchmark Frequency Distributions - Main Survey**

Comparison Group: Extra-Large Colleges in the 2017 Cohort\*

Entering Students Only - Breakout by Enrollment Status: Part-Time Students

[Unweighted]

Engaged Learning (ENGAGLRN)

			Your College		Ex-Large Colleges		2017 Cohort	
Item	Variable	Responses	Count	Percent	Count	Percent	Count	Percent
Item 19: During the first three weeks of your first semester/quarter at this college, about how often did you do the following?								
19k. Use an electronic tool (e-mail, text messaging, Facebook, MySpace, class Web site, etc.) to communicate with another student about coursework [ENGAGLRN]	USEINTMG	Never	102	45.5	2,850	41.3	12,172	42.5
		Once	54	24.1	1,550	22.5	6,312	22.0
		Two or three times	46	20.5	1,449	21.0	5,910	20.6
		Four or more times	22	9.8	1,051	15.2	4,244	14.8
		Total	224	100.0	6,900	100.0	28,638	100.0
19l. Use an electronic tool (e-mail, text messaging, Facebook, MySpace, class Web site, etc.) to communicate with an instructor about coursework [ENGAGLRN]	MAILFAC	Never	101	45.1	2,457	35.8	9,694	34.0
		Once	64	28.6	1,943	28.3	7,928	27.8
		Two or three times	38	17.0	1,647	24.0	7,257	25.5
		Four or more times	21	9.4	825	12.0	3,629	12.7
		Total	224	100.0	6,872	100.0	28,508	100.0
19m. Discuss an assignment or grade with an instructor [ENGAGLRN]	FACASSN	Never	94	41.4	2,433	35.4	9,813	34.3
		Once	81	35.7	2,337	34.0	9,824	34.4
		Two or three times	39	17.2	1,630	23.7	6,972	24.4
		Four or more times	13	5.7	481	7.0	1,983	6.9
		Total	227	100.0	6,881	100.0	28,592	100.0
19n. Ask for help from an instructor regarding questions or problems related to a class [ENGAGLRN]	CLASSREL	Never	77	34.2	1,629	23.7	6,763	23.7
		Once	66	29.3	2,316	33.8	9,270	32.5
		Two or three times	61	27.1	2,169	31.6	9,232	32.3
		Four or more times	21	9.3	745	10.9	3,280	11.5
		Total	225	100.0	6,859	100.0	28,545	100.0
19o. Receive prompt written or oral feedback from instructors on your performance [ENGAGLRN]	FEEDBACK	Never	83	37.1	1,938	28.3	7,836	27.5
		Once	60	26.8	2,098	30.6	8,398	29.4
		Two or three times	52	23.2	2,026	29.6	8,813	30.9
		Four or more times	29	12.9	793	11.6	3,481	12.2
		Total	224	100.0	6,855	100.0	28,528	100.0
19q. Discuss ideas from your readings or classes with instructors outside of class [ENGAGLRN]	FACIDOC	Never	149	66.2	4,568	66.3	18,659	65.3
		Once	39	17.3	1,287	18.7	5,381	18.8
		Two or three times	24	10.7	718	10.4	3,186	11.1
		Four or more times	13	5.8	312	4.5	1,349	4.7
		Total	225	100.0	6,885	100.0	28,575	100.0
Item 20.2: Think about your experiences from the time of your decision to attend this college through the end of the first three weeks of your first semester/quarter. How often did you use the following services?								
20.2d. Face-to-face tutoring [ENGAGLRN]	FFTUSE	Never	184	86.0	5,397	81.5	22,493	82.3
		Once	15	7.0	680	10.3	2,521	9.2
		Two or three times	6	2.8	348	5.3	1,414	5.2
		Four or more times	9	4.2	194	2.9	887	3.2
		Total	214	100.0	6,619	100.0	27,315	100.0

\* The comparison group and cohort columns on this page EXCLUDE your college.



**Survey of Entering Student Engagement - Sacramento City College (2017 Administration)**

**2017 Benchmark Frequency Distributions - Main Survey**

Comparison Group: Extra-Large Colleges in the 2017 Cohort\*

Entering Students Only - Breakout by Enrollment Status: Part-Time Students

[Unweighted]

Engaged Learning (ENGAGLRN)

			Your College		Ex-Large Colleges		2017 Cohort	
Item	Variable	Responses	Count	Percent	Count	Percent	Count	Percent
Item 20.2: Think about your experiences from the time of your decision to attend this college through the end of the first three weeks of your first semester/quarter. How often did you use the following services?								
20.2f. Writing, math, or other skill lab [ENGAGLRN]	SKLABUSE	Never	138	63.9	4,252	64.6	18,135	66.9
		Once	32	14.8	988	15.0	3,502	12.9
		Two or three times	21	9.7	668	10.2	2,644	9.8
		Four or more times	25	11.6	669	10.2	2,835	10.5
		Total	216	100.0	6,577	100.0	27,116	100.0
20.2h. Computer lab [ENGAGLRN]	COMLBUSE	Never	156	72.9	3,286	49.6	13,870	50.8
		Once	30	14.0	1,288	19.4	5,080	18.6
		Two or three times	16	7.5	1,107	16.7	4,337	15.9
		Four or more times	12	5.6	947	14.3	4,038	14.8
		Total	214	100.0	6,628	100.0	27,325	100.0

\* The comparison group and cohort columns on this page EXCLUDE your college.

**Survey of Entering Student Engagement - Sacramento City College (2017 Administration)**

**2017 Benchmark Frequency Distributions - Main Survey**

Comparison Group: Extra-Large Colleges in the 2017 Cohort\*

Entering Students Only - Breakout by Enrollment Status: Full-Time Students

[Unweighted]

Engaged Learning (ENGAGLRN)

			Your College		Ex-Large Colleges		2017 Cohort	
Item	Variable	Responses	Count	Percent	Count	Percent	Count	Percent
Item 19: During the first three weeks of your first semester/quarter at this college, about how often did you do the following?								
19a. Ask questions in class or contribute to class discussions [ENGAGLRN]	ASKQUES	Never	56	9.9	1,366	8.5	6,020	7.8
		Once	151	26.8	4,072	25.4	18,133	23.6
		Two or three times	246	43.7	7,212	45.0	35,621	46.3
		Four or more times	110	19.5	3,382	21.1	17,101	22.2
		Total	563	100.0	16,032	100.0	76,875	100.0
19b. Prepare at least two drafts of a paper or assignment before turning it in [ENGAGLRN]	PREPDRFT	Never	175	31.4	4,191	26.4	21,655	28.4
		Once	211	37.9	6,059	38.1	28,166	36.9
		Two or three times	133	23.9	4,632	29.1	21,532	28.2
		Four or more times	38	6.8	1,009	6.3	4,878	6.4
		Total	557	100.0	15,891	100.0	76,231	100.0
19e. Participate in supplemental instruction (extra class sessions with an instructor, tutor, or experienced student) [ENGAGLRN]	SUPINSTR	Never	379	67.4	10,240	64.0	50,354	65.6
		Once	101	18.0	3,044	19.0	13,437	17.5
		Two or three times	52	9.3	1,913	11.9	9,059	11.8
		Four or more times	30	5.3	815	5.1	3,943	5.1
		Total	562	100.0	16,012	100.0	76,793	100.0
19g. Work with other students on a project or assignment during class [ENGAGLRN]	PINCLASS	Never	124	22.2	2,877	18.0	13,441	17.5
		Once	127	22.8	4,315	27.0	20,002	26.1
		Two or three times	203	36.4	6,370	39.8	30,810	40.1
		Four or more times	104	18.6	2,428	15.2	12,489	16.3
		Total	558	100.0	15,990	100.0	76,742	100.0
19h. Work with classmates outside of class on class projects or assignments [ENGAGLRN]	PREPOUTC	Never	331	59.3	9,153	57.5	43,648	57.2
		Once	110	19.7	3,550	22.3	16,248	21.3
		Two or three times	80	14.3	2,368	14.9	11,832	15.5
		Four or more times	37	6.6	851	5.3	4,588	6.0
		Total	558	100.0	15,922	100.0	76,316	100.0
19i. Participate in a required study group outside of class [ENGAGLRN]	GRPSTUDY	Never	430	76.9	12,573	78.6	60,933	79.4
		Once	56	10.0	1,869	11.7	8,138	10.6
		Two or three times	45	8.1	1,084	6.8	5,209	6.8
		Four or more times	28	5.0	464	2.9	2,477	3.2
		Total	559	100.0	15,990	100.0	76,757	100.0
19j. Participate in a student-initiated (not required) study group outside of class [ENGAGLRN]	NRGSTUDY	Never	416	74.4	12,209	76.7	59,173	77.5
		Once	72	12.9	2,009	12.6	9,123	11.9
		Two or three times	42	7.5	1,147	7.2	5,489	7.2
		Four or more times	29	5.2	543	3.4	2,579	3.4
		Total	559	100.0	15,908	100.0	76,364	100.0

\* The comparison group and cohort columns on this page EXCLUDE your college.

**Survey of Entering Student Engagement - Sacramento City College (2017 Administration)**

**2017 Benchmark Frequency Distributions - Main Survey**

Comparison Group: Extra-Large Colleges in the 2017 Cohort\*

Entering Students Only - Breakout by Enrollment Status: Full-Time Students

[Unweighted]

Engaged Learning (ENGAGLRN)

			Your College		Ex-Large Colleges		2017 Cohort	
Item	Variable	Responses	Count	Percent	Count	Percent	Count	Percent
Item 19: During the first three weeks of your first semester/quarter at this college, about how often did you do the following?								
19k. Use an electronic tool (e-mail, text messaging, Facebook, MySpace, class Web site, etc.) to communicate with another student about coursework [ENGAGLRN]	USEINTMG	Never	188	33.5	5,081	31.8	24,484	31.9
		Once	123	21.9	3,761	23.5	17,737	23.1
		Two or three times	143	25.4	3,907	24.4	18,928	24.6
		Four or more times	108	19.2	3,244	20.3	15,640	20.4
		Total	562	100.0	15,993	100.0	76,789	100.0
19l. Use an electronic tool (e-mail, text messaging, Facebook, MySpace, class Web site, etc.) to communicate with an instructor about coursework [ENGAGLRN]	MAILFAC	Never	190	34.0	4,623	29.1	20,429	26.7
		Once	158	28.3	4,416	27.8	20,791	27.2
		Two or three times	134	24.0	4,452	28.0	22,550	29.5
		Four or more times	77	13.8	2,419	15.2	12,613	16.5
		Total	559	100.0	15,910	100.0	76,383	100.0
19m. Discuss an assignment or grade with an instructor [ENGAGLRN]	FACASSN	Never	237	42.2	5,468	34.2	24,270	31.7
		Once	148	26.3	5,477	34.3	26,563	34.7
		Two or three times	114	20.3	3,819	23.9	19,680	25.7
		Four or more times	63	11.2	1,202	7.5	6,117	8.0
		Total	562	100.0	15,966	100.0	76,630	100.0
19n. Ask for help from an instructor regarding questions or problems related to a class [ENGAGLRN]	CLASSREL	Never	172	30.7	3,632	22.9	16,862	22.0
		Once	159	28.4	5,020	31.6	23,810	31.1
		Two or three times	164	29.3	5,218	32.9	26,020	34.0
		Four or more times	65	11.6	2,012	12.7	9,785	12.8
		Total	560	100.0	15,882	100.0	76,477	100.0
19o. Receive prompt written or oral feedback from instructors on your performance [ENGAGLRN]	FEEDBACK	Never	150	26.9	3,713	23.4	16,432	21.5
		Once	166	29.8	4,685	29.5	22,164	29.0
		Two or three times	168	30.2	5,357	33.7	26,621	34.8
		Four or more times	73	13.1	2,139	13.5	11,284	14.8
		Total	557	100.0	15,894	100.0	76,501	100.0
19q. Discuss ideas from your readings or classes with instructors outside of class [ENGAGLRN]	FACIDOC	Never	352	62.7	9,870	61.8	46,677	60.9
		Once	107	19.1	3,257	20.4	15,809	20.6
		Two or three times	57	10.2	1,954	12.2	9,962	13.0
		Four or more times	45	8.0	886	5.5	4,144	5.4
		Total	561	100.0	15,967	100.0	76,592	100.0
Item 20.2: Think about your experiences from the time of your decision to attend this college through the end of the first three weeks of your first semester/quarter. How often did you use the following services?								
20.2d. Face-to-face tutoring [ENGAGLRN]	FFTUSE	Never	437	82.3	12,231	79.1	59,502	80.4
		Once	50	9.4	1,723	11.1	7,648	10.3
		Two or three times	25	4.7	919	5.9	4,176	5.6
		Four or more times	19	3.6	581	3.8	2,725	3.7
		Total	531	100.0	15,454	100.0	74,051	100.0

\* The comparison group and cohort columns on this page EXCLUDE your college.

**Survey of Entering Student Engagement - Sacramento City College (2017 Administration)**

**2017 Benchmark Frequency Distributions - Main Survey**

Comparison Group: Extra-Large Colleges in the 2017 Cohort\*

Entering Students Only - Breakout by Enrollment Status: Full-Time Students

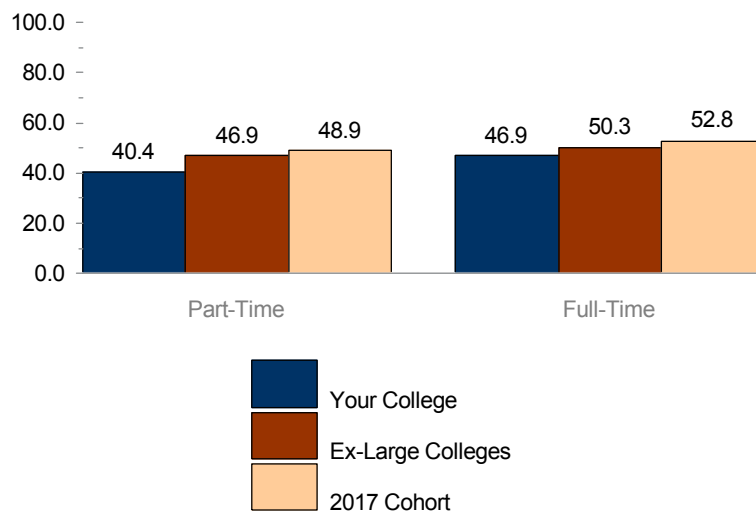
[Unweighted]

Engaged Learning (ENGAGLRN)

			Your College		Ex-Large Colleges		2017 Cohort	
Item	Variable	Responses	Count	Percent	Count	Percent	Count	Percent
Item 20.2: Think about your experiences from the time of your decision to attend this college through the end of the first three weeks of your first semester/quarter. How often did you use the following services?								
20.2f. Writing, math, or other skill lab [ENGAGLRN]	SKLABUSE	Never	372	69.9	9,663	62.8	48,081	65.4
		Once	58	10.9	2,298	14.9	9,500	12.9
		Two or three times	55	10.3	1,656	10.8	7,451	10.1
		Four or more times	47	8.8	1,759	11.4	8,473	11.5
		Total	532	100.0	15,376	100.0	73,505	100.0
20.2h. Computer lab [ENGAGLRN]	COMLBUSE	Never	333	62.4	7,155	46.3	33,376	45.1
		Once	90	16.9	2,941	19.0	13,507	18.2
		Two or three times	56	10.5	2,741	17.7	13,139	17.7
		Four or more times	55	10.3	2,632	17.0	14,003	18.9
		Total	534	100.0	15,469	100.0	74,025	100.0

\* The comparison group and cohort columns on this page EXCLUDE your college.

**Survey of Entering Student Engagement**  
**Sacramento City College (2017 Administration)**  
**2017 Benchmark Bar Chart - Main Survey**  
 Comparison Group: Extra-Large Colleges in the 2017 Cohort\*  
 Entering Students Only - Breakout by Enrollment Status  
 [Unweighted]  
 Academic and Social Support (ACSOCSUP)



\* The comparison group and cohort bars on this page INCLUDE your college.

**Survey of Entering Student Engagement - Sacramento City College (2017 Administration)**

**2017 Benchmark Means Report - Main Survey**

Comparison Group: Extra-Large Colleges in the 2017 Cohort\*

Entering Students Only - Breakout by Enrollment Status

[Unweighted]

Academic and Social Support (ACSOCSUP)

			Your College	Ex-Large Colleges		2017 Cohort	
Item	Variable	Breakout Group	Mean	Mean	Effect Size**	Mean	Effect Size**
Item 18: Think about your experiences from the time of your decision to attend this college through the end of the first three weeks of your first semester/quarter.							
1 = Strongly disagree, 2 = Disagree, 3 = Neutral, 4 = Agree, 5 = Strongly agree							
18l. All instructors clearly explained academic and student support services available at this college [ACSOCSUP]	RESOURCE	Less than full-time	3.53	3.93	-0.43**	3.92	-0.41**
		Full-time	3.67	3.91	-0.25**	3.94	-0.29**
18m. All instructors clearly explained course grading policies [ACSOCSUP]	GRADEPOL	Less than full-time	4.10	4.26		4.26	
		Full-time	4.19	4.28		4.28	
18n. All instructors clearly explained course syllabi (syllabuses) [ACSOCSUP]	SYLLABI	Less than full-time	4.24	4.35		4.36	
		Full-time	4.34	4.38		4.38	
18o. I knew how to get in touch with my instructors outside of class [ACSOCSUP]	FACMEET	Less than full-time	4.17	4.27		4.29	
		Full-time	4.30	4.30		4.32	
18q. At least one other student whom I didn't previously know learned my name [ACSOCSUP]	OSTUDNAM	Less than full-time	3.82	3.98		4.02	
		Full-time	4.09	4.18		4.23	
18r. At least one instructor learned my name [ACSOCSUP]	FACNAM	Less than full-time	3.98	4.09		4.19	-0.23**
		Full-time	4.19	4.20		4.31	
18s. I learned the name of at least one other student in most of my classes [ACSOCSUP]	STUNAM	Less than full-time	4.04	4.10		4.17	
		Full-time	4.17	4.24		4.31	

\* The comparison group and cohort columns on this page EXCLUDE your college.

\*\* T-test: 2-tailed

If a row contains less than 50 respondents, interpret the comparison results cautiously.

**Survey of Entering Student Engagement - Sacramento City College (2017 Administration)**

**2017 Benchmark Frequency Distributions - Main Survey**

Comparison Group: Extra-Large Colleges in the 2017 Cohort\*

Entering Students Only - Breakout by Enrollment Status: Part-Time Students

[Unweighted]

Academic and Social Support (ACSOCSUP)

			Your College		Ex-Large Colleges		2017 Cohort	
Item	Variable	Responses	Count	Percent	Count	Percent	Count	Percent
Item 18: Think about your experiences from the time of your decision to attend this college through the end of the first three weeks of your first semester/quarter.								
18l. All instructors clearly explained academic and student support services available at this college [ACSOCSUP]	RESOURCE	Strongly disagree	14	6.2	103	1.5	490	1.7
		Disagree	28	12.4	435	6.4	1,881	6.6
		Neutral	52	23.0	1,268	18.5	5,335	18.9
		Agree	88	38.9	3,089	45.1	12,296	43.4
		Strongly agree	44	19.5	1,955	28.5	8,299	29.3
		Total	226	100.0	6,850	100.0	28,301	100.0
18m. All instructors clearly explained course grading policies [ACSOCSUP]	GRADEPOL	Strongly disagree	2	0.9	33	0.5	168	0.6
		Disagree	13	5.8	164	2.4	652	2.3
		Neutral	21	9.3	653	9.5	2,675	9.4
		Agree	115	50.9	3,165	46.2	12,925	45.6
		Strongly agree	75	33.2	2,842	41.4	11,913	42.0
		Total	226	100.0	6,857	100.0	28,333	100.0
18n. All instructors clearly explained course syllabi (syllabuses) [ACSOCSUP]	SYLLABI	Strongly disagree	1	0.4	27	0.4	120	0.4
		Disagree	9	4.0	112	1.6	487	1.7
		Neutral	17	7.6	501	7.3	2,063	7.3
		Agree	106	47.1	2,976	43.5	12,091	42.8
		Strongly agree	92	40.9	3,224	47.1	13,513	47.8
		Total	225	100.0	6,840	100.0	28,274	100.0
18o. I knew how to get in touch with my instructors outside of class [ACSOCSUP]	FACMEET	Strongly disagree	3	1.3	48	0.7	211	0.7
		Disagree	9	4.0	165	2.4	663	2.3
		Neutral	22	9.7	648	9.4	2,597	9.2
		Agree	104	46.0	3,012	43.9	12,245	43.2
		Strongly agree	88	38.9	2,988	43.6	12,644	44.6
		Total	226	100.0	6,861	100.0	28,360	100.0
18q. At least one other student whom I didn't previously know learned my name [ACSOCSUP]	OSTUDNAM	Strongly disagree	13	5.8	225	3.3	929	3.3
		Disagree	27	12.0	507	7.4	1,914	6.7
		Neutral	25	11.1	924	13.5	3,681	13.0
		Agree	83	36.9	2,719	39.6	11,012	38.8
		Strongly agree	77	34.2	2,492	36.3	10,841	38.2
		Total	225	100.0	6,867	100.0	28,377	100.0
18r. At least one instructor learned my name [ACSOCSUP]	FACNAM	Strongly disagree	9	4.0	187	2.7	551	2.0
		Disagree	17	7.6	399	5.9	1,213	4.3
		Neutral	22	9.9	796	11.7	2,886	10.2
		Agree	97	43.5	2,684	39.4	11,253	39.9
		Strongly agree	78	35.0	2,746	40.3	12,283	43.6
		Total	223	100.0	6,812	100.0	28,186	100.0

\* The comparison group and cohort columns on this page EXCLUDE your college.

**Survey of Entering Student Engagement - Sacramento City College (2017 Administration)**

**2017 Benchmark Frequency Distributions - Main Survey**

Comparison Group: Extra-Large Colleges in the 2017 Cohort\*

Entering Students Only - Breakout by Enrollment Status: Part-Time Students

[Unweighted]

Academic and Social Support (ACSOC SUP)

			Your College		Ex-Large Colleges		2017 Cohort	
Item	Variable	Responses	Count	Percent	Count	Percent	Count	Percent
Item 18: Think about your experiences from the time of your decision to attend this college through the end of the first three weeks of your first semester/quarter.								
18s. I learned the name of at least one other student in most of my classes [ACSOC SUP]	STUNAM	Strongly disagree	8	3.6	175	2.6	650	2.3
		Disagree	12	5.3	395	5.8	1,382	4.9
		Neutral	27	12.0	763	11.1	2,769	9.8
		Agree	93	41.3	2,750	40.1	11,314	39.9
		Strongly agree	85	37.8	2,779	40.5	12,246	43.2
		Total	225	100.0	6,862	100.0	28,361	100.0

\* The comparison group and cohort columns on this page EXCLUDE your college.



**Survey of Entering Student Engagement - Sacramento City College (2017 Administration)**

**2017 Benchmark Frequency Distributions - Main Survey**

Comparison Group: Extra-Large Colleges in the 2017 Cohort\*

Entering Students Only - Breakout by Enrollment Status: Full-Time Students

[Unweighted]

Academic and Social Support (ACSOCSUP)

			Your College		Ex-Large Colleges		2017 Cohort	
Item	Variable	Responses	Count	Percent	Count	Percent	Count	Percent
Item 18: Think about your experiences from the time of your decision to attend this college through the end of the first three weeks of your first semester/quarter.								
18l. All instructors clearly explained academic and student support services available at this college [ACSOCSUP]	RESOURCE	Strongly disagree	7	1.3	252	1.6	1,089	1.4
		Disagree	66	11.9	1,133	7.1	4,997	6.6
		Neutral	149	26.8	3,009	18.9	13,996	18.4
		Agree	215	38.7	6,870	43.3	32,856	43.3
		Strongly agree	119	21.4	4,617	29.1	22,998	30.3
		Total	556	100.0	15,881	100.0	75,936	100.0
18m. All instructors clearly explained course grading policies [ACSOCSUP]	GRADEPOL	Strongly disagree	5	0.9	94	0.6	396	0.5
		Disagree	15	2.7	304	1.9	1,661	2.2
		Neutral	62	11.1	1,395	8.8	6,669	8.8
		Agree	266	47.5	7,315	46.0	34,468	45.3
		Strongly agree	212	37.9	6,789	42.7	32,845	43.2
		Total	560	100.0	15,897	100.0	76,039	100.0
18n. All instructors clearly explained course syllabi (syllabuses) [ACSOCSUP]	SYLLABI	Strongly disagree	3	0.5	54	0.3	272	0.4
		Disagree	8	1.4	250	1.6	1,189	1.6
		Neutral	42	7.5	1,052	6.6	5,089	6.7
		Agree	245	44.0	6,703	42.2	32,009	42.2
		Strongly agree	259	46.5	7,826	49.3	37,352	49.2
		Total	557	100.0	15,885	100.0	75,911	100.0
18o. I knew how to get in touch with my instructors outside of class [ACSOCSUP]	FACMEET	Strongly disagree	2	0.4	66	0.4	349	0.5
		Disagree	9	1.6	334	2.1	1,411	1.9
		Neutral	53	9.4	1,419	8.9	6,411	8.4
		Agree	255	45.3	6,990	43.9	33,198	43.6
		Strongly agree	244	43.3	7,114	44.7	34,732	45.6
		Total	563	100.0	15,923	100.0	76,101	100.0
18q. At least one other student whom I didn't previously know learned my name [ACSOCSUP]	OSTUDNAM	Strongly disagree	16	2.8	346	2.2	1,455	1.9
		Disagree	33	5.9	746	4.7	3,092	4.1
		Neutral	64	11.4	1,562	9.8	6,875	9.0
		Agree	223	39.7	6,356	39.9	29,940	39.3
		Strongly agree	226	40.2	6,917	43.4	34,758	45.7
		Total	562	100.0	15,927	100.0	76,120	100.0
18r. At least one instructor learned my name [ACSOCSUP]	FACNAM	Strongly disagree	11	2.0	296	1.9	976	1.3
		Disagree	16	2.9	750	4.7	2,428	3.2
		Neutral	66	11.9	1,581	10.0	5,937	7.8
		Agree	225	40.7	6,099	38.6	29,472	38.9
		Strongly agree	235	42.5	7,090	44.8	36,871	48.7
		Total	553	100.0	15,816	100.0	75,684	100.0

\* The comparison group and cohort columns on this page EXCLUDE your college.

**Survey of Entering Student Engagement - Sacramento City College (2017 Administration)**

**2017 Benchmark Frequency Distributions - Main Survey**

Comparison Group: Extra-Large Colleges in the 2017 Cohort\*

Entering Students Only - Breakout by Enrollment Status: Full-Time Students

[Unweighted]

Academic and Social Support (ACSOCSUP)

			Your College		Ex-Large Colleges		2017 Cohort	
Item	Variable	Responses	Count	Percent	Count	Percent	Count	Percent
Item 18: Think about your experiences from the time of your decision to attend this college through the end of the first three weeks of your first semester/quarter.								
18s. I learned the name of at least one other student in most of my classes [ACSOCSUP]	STUNAM	Strongly disagree	10	1.8	247	1.6	1,015	1.3
		Disagree	30	5.3	707	4.4	2,669	3.5
		Neutral	61	10.9	1,399	8.8	5,804	7.6
		Agree	215	38.3	6,197	38.9	29,202	38.4
		Strongly agree	246	43.8	7,369	46.3	37,426	49.2
		Total	562	100.0	15,919	100.0	76,116	100.0

\* The comparison group and cohort columns on this page EXCLUDE your college.