



Tutoring Survey – Fall 2019

Survey Results

Compiled by
Planning, Research, and Institutional Effectiveness Office

Sacramento City College



Survey Procedure

SCC tutoring centers/ labs distributed and collected the surveys toward the end of Fall 2019, and results of the survey, as shown in these slides, were analyzed by PRIE. Survey results from all tutoring centers/ labs were combined and presented in this document.

Survey Sample

This survey was administered (via hardcopy) to all students who utilized a tutoring center/ lab at SCC during Fall 2019.

Information shown on this slide provides details about the student population surveyed, including ethnicity, disability status, age group, low-income status, and gender.

Note: Student groups where $N \leq 10$ are not shown in this document, per CCCCCO equity reporting guidelines.

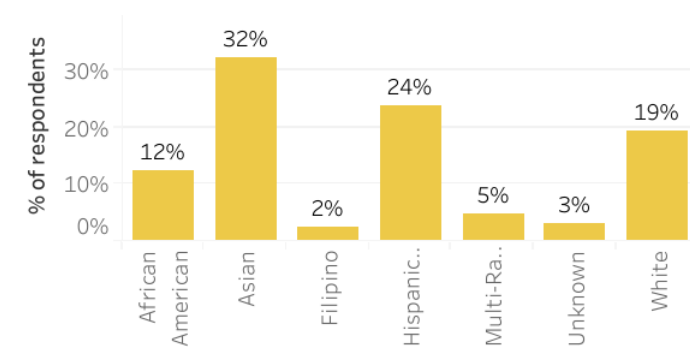
Total number of respondents (all labs/centers combined): **576**
Total number of respondents (unduplicated for sample characteristics description): **522**
Groups with $N < 10$ are masked with an asterisk (*).

Number of responses

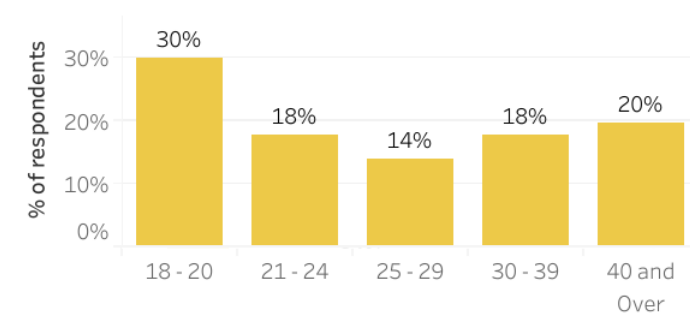
Areas with less than 10 respondents are not shown in list. These include Business & CIS Division Lab, Davis Center, and RISE. There are also a few respondents who did not identify which tutoring area used. All of these are grouped into "Other labs/centers".

Tutoring area (group)	#	%
Advanced Technology Design Lab	21	4%
Business Student Center	14	2%
ESL Lab	105	18%
Learning Skills and Tutoring Center	59	10%
Math Lab	98	17%
Photography	41	7%
Reading & Writing Lab	55	10%
Science and Allied Health Tutoring Center	27	5%
West Sacramento Center	15	3%
Writing Center	120	21%
Other labs/centers	21	4%
Grand Total	576	100%

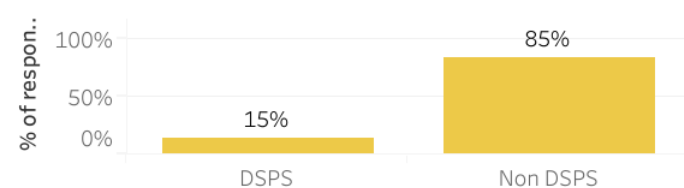
Ethnicity



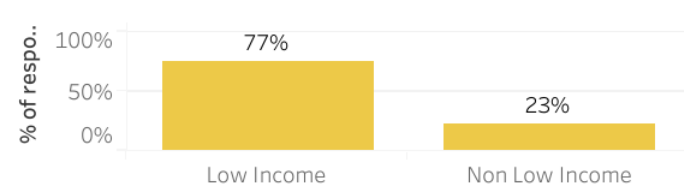
Age group



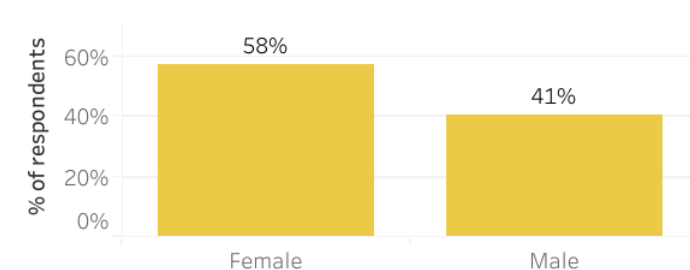
Disability status



Low income status



Gender



Sacramento City College (SCC) Tutoring Survey Fall 2019

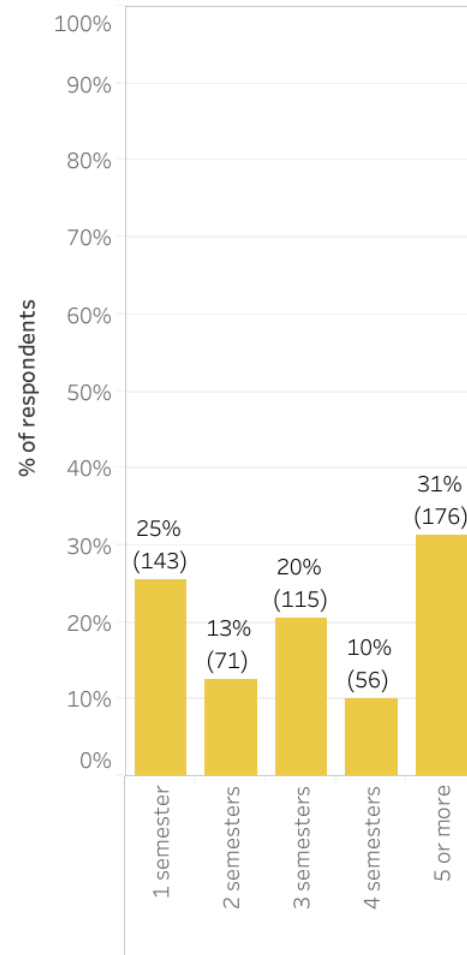
Respondents' time in college & tutoring usage

Number of respondents in brackets ().

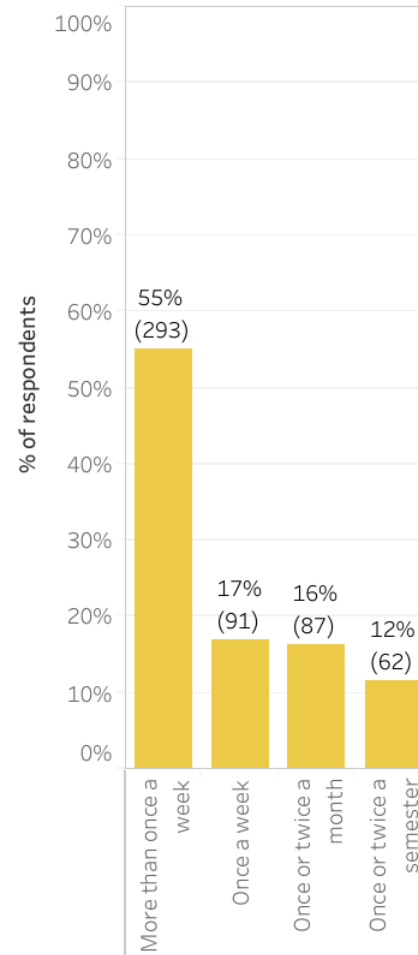
Labs/centers with less than 10 respondents are not shown in list. These include Business & CIS Division Lab, Davis Center, and RISE.

There are also a few respondents who did not identify which lab/center they used. All of these are grouped into "Other".

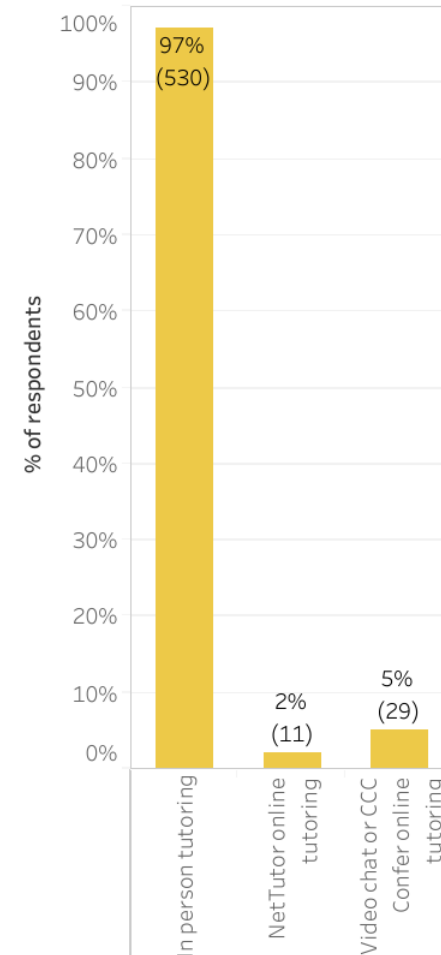
How many semesters have you been in college?



How often do you use this tutoring area?



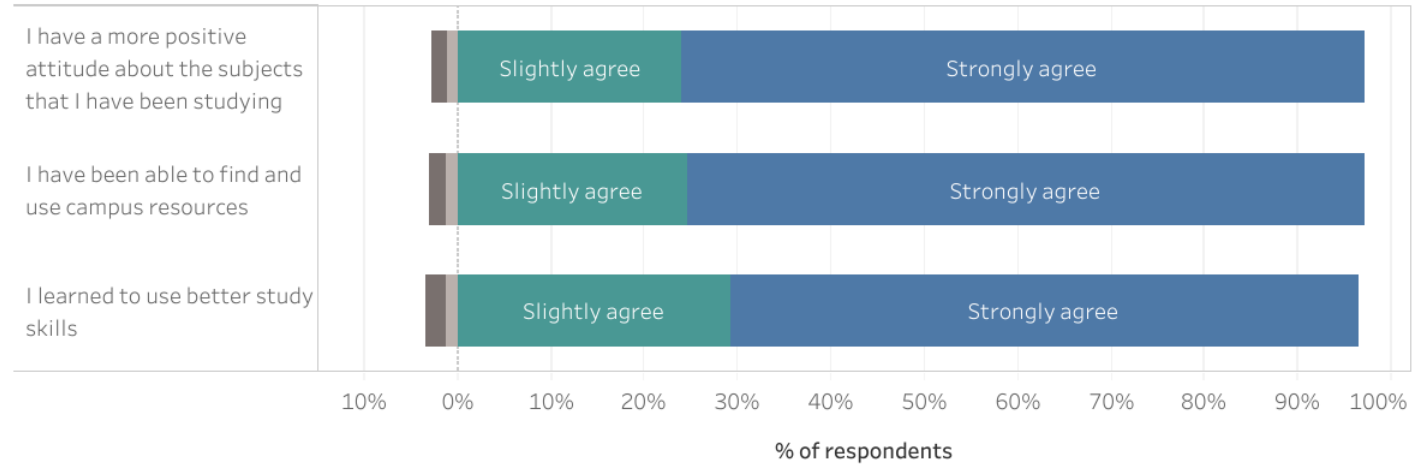
What kind of tutoring did you use this semester?



Sacramento City College (SCC) Tutoring Survey Fall 2019

How does tutoring help? Study skills, campus resources, and student attitude

Because of my work with the tutors,...



Legends

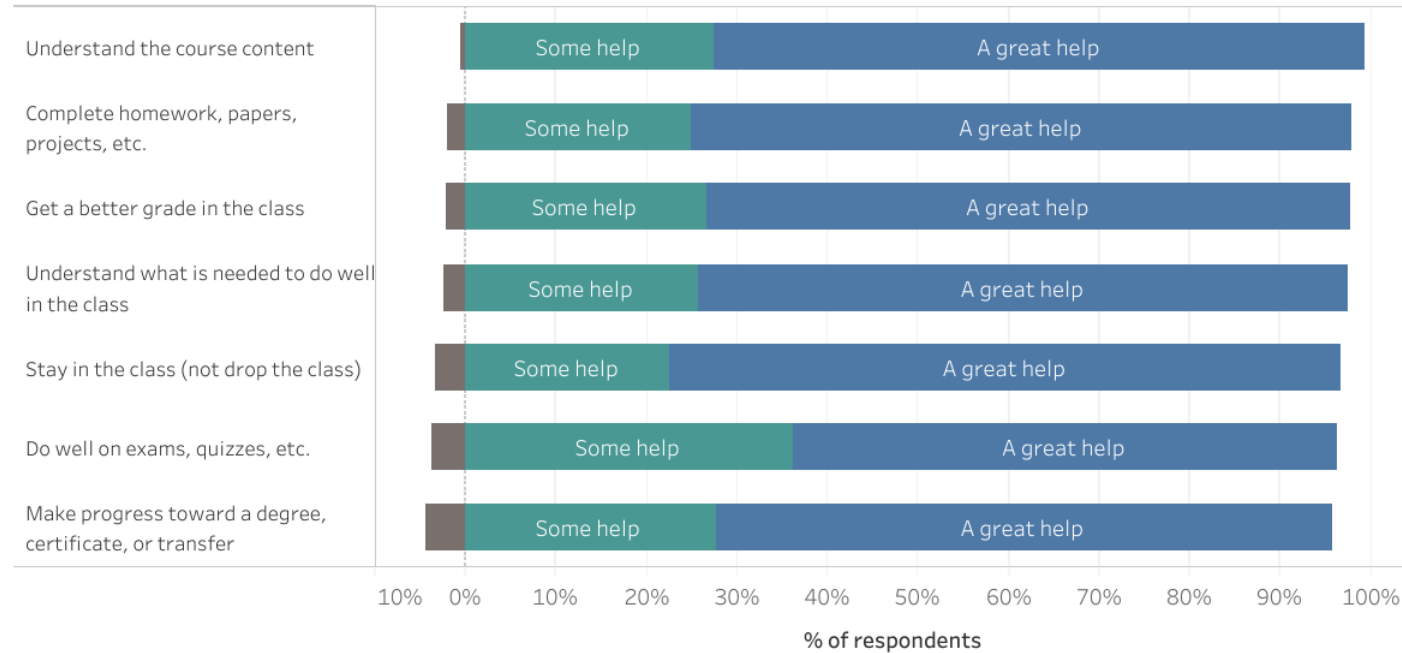
Slightly disagree
 Strongly disagree
 Slightly agree
 Strongly agree

	Strongly disagree		Slightly disagree		Slightly agree		Strongly agree	
	#	%	#	%	#	%	#	%
I have a more positive attitude about the subjects that I have been studying	9	2%	6	1%	124	24%	377	73%
I have been able to find and use campus resources	8	2%	7	1%	124	25%	366	72%
I learned to use better study skills	11	2%	6	1%	144	29%	331	67%

Sacramento City College (SCC) Tutoring Survey Fall 2019

How does tutoring help? Classwork

How much did tutoring help you with...

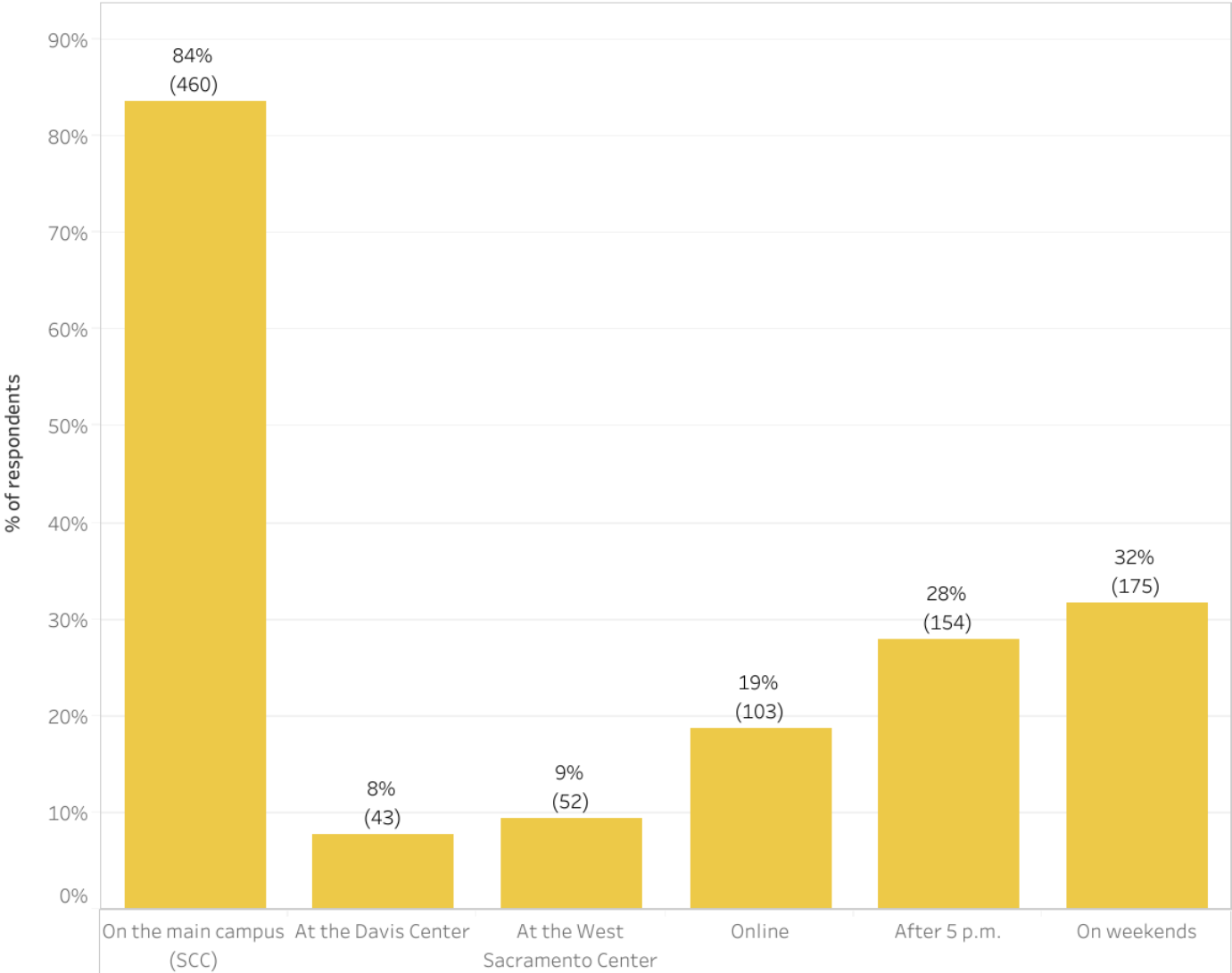


Legends ■ No help ■ Some help ■ A great help

	No help		Some help		A great help	
	#	%	#	%	#	%
Understand the course content	4	1%	147	27%	387	72%
Complete homework, papers, projects, etc.	11	2%	132	25%	388	73%
Get a better grade in the class	12	2%	139	27%	370	71%
Understand what is needed to do well in the class	13	2%	134	26%	374	72%
Stay in the class (not drop the class)	16	3%	108	23%	356	74%
Do well on exams, quizzes, etc.	18	4%	174	36%	290	60%
Make progress toward a degree, certificate, or transfer	21	4%	133	28%	329	68%

Tutoring time/place

Is it important to you to have more tutoring at the times and places below?



Results by Student Characteristics (Question 3)

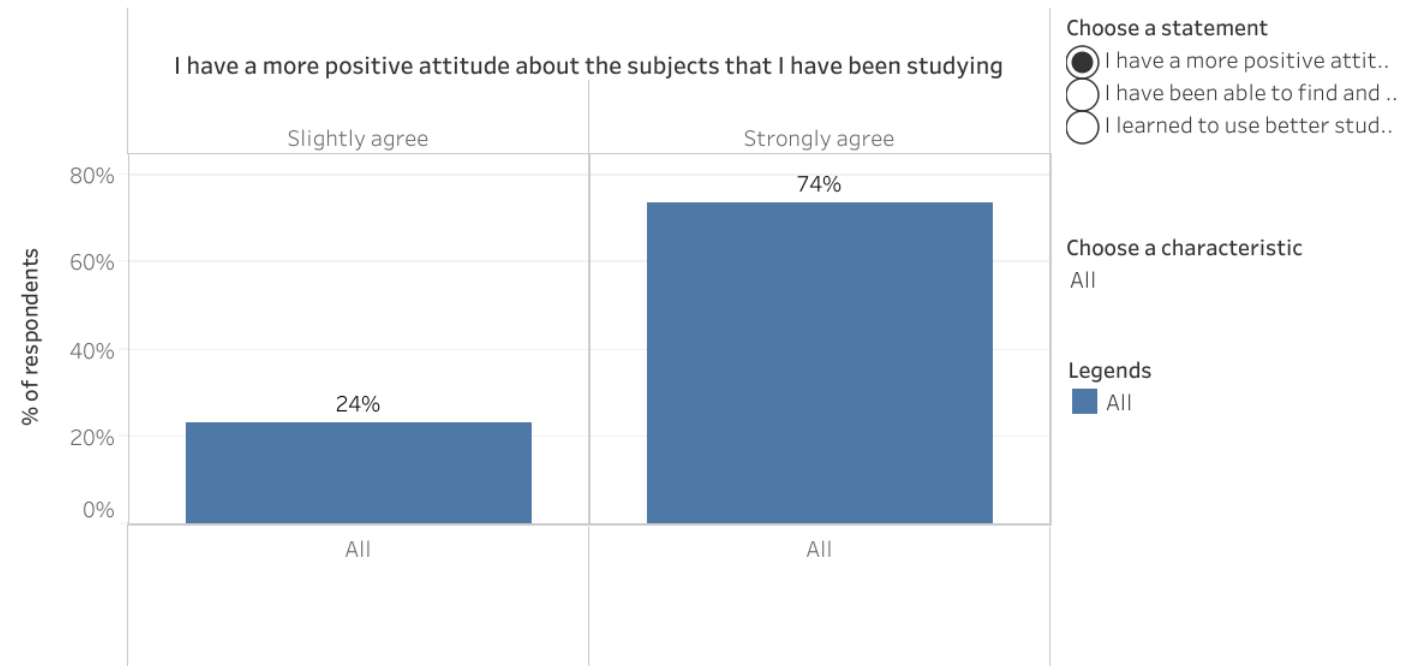
Only showing groups with N ≥ 10

Because of my work with tutors,...

“Because of my work with tutors...

...I have a more positive attitude about the subjects I have been studying”

not disaggregated by any student characteristic



Note: Student groups where N ≤ 10 are suppressed with an asterisk (), per CCCCCO equity reporting guidelines.*

	Strongly disagree		Slightly disagree		Slightly agree		Strongly agree		Grand Total	
	#	%	#	%	#	%	#	%	#	%
All	*	*	*	*	118	24%	369	74%	500	100%
Grand Total	*	*	*	*	118	24%	369	74%	500	100%

Results by Student Characteristics (Question 3)

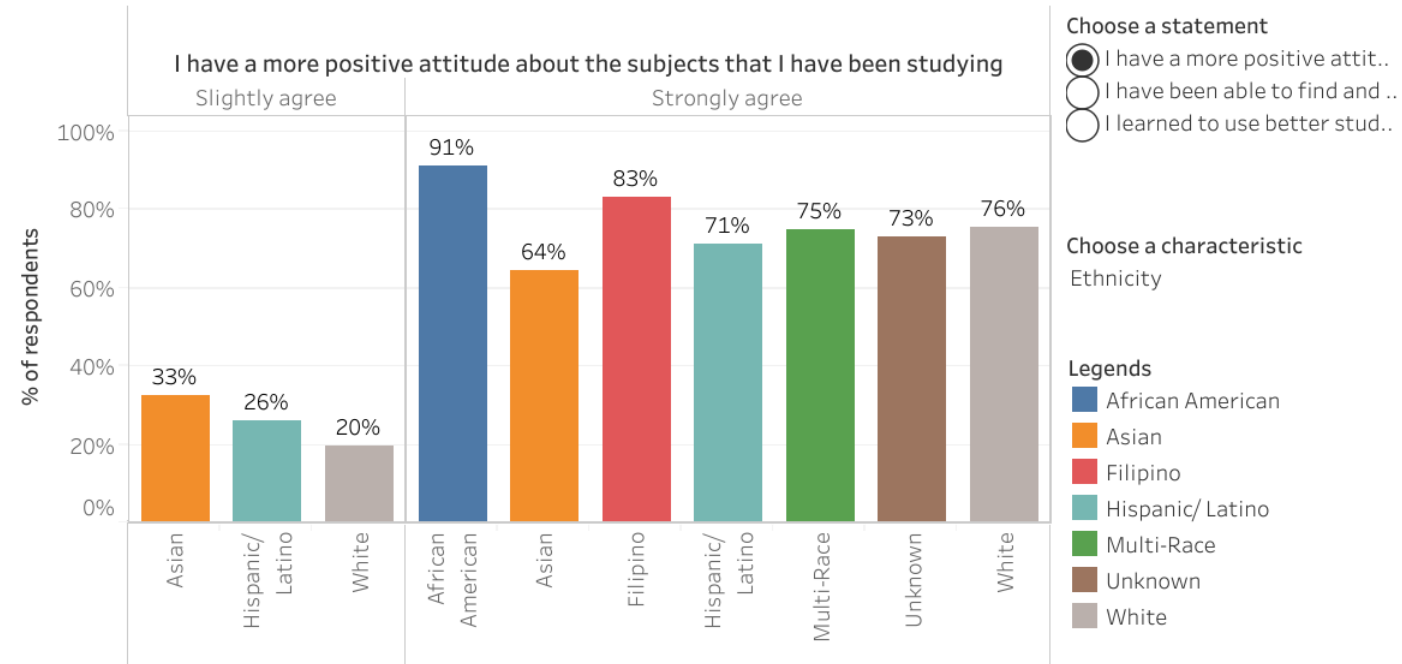
Only showing groups with N ≥ 10

Because of my work with tutors,...

“Because of my work with tutors...

...I have a more positive attitude about the subjects I have been studying”

disaggregated by ethnicity



Note: Student groups where N ≤ 10 are suppressed with an asterisk (), per CCCCCO equity reporting guidelines.*

	Strongly disagree		Slightly disagree		Slightly agree		Strongly agree		Grand Total	
	#	%	#	%	#	%	#	%	#	%
African American			*	*	*	*	63	91%	69	100%
Asian	*	*	*	*	52	33%	103	64%	160	100%
Filipino					*	*	10	83%	12	100%
Hispanic/ Latino	*	*	*	*	30	26%	82	71%	115	100%
Multi-Race					*	*	18	75%	24	100%
Native American							*	*	*	*
Other Non-White							*	*	*	*
Pacific Islander							*	*	*	*
Unknown					*	*	11	73%	15	100%
White	*	*	*	*	19	20%	72	76%	95	100%
Grand Total	*	*	*	*	118	24%	369	74%	500	100%

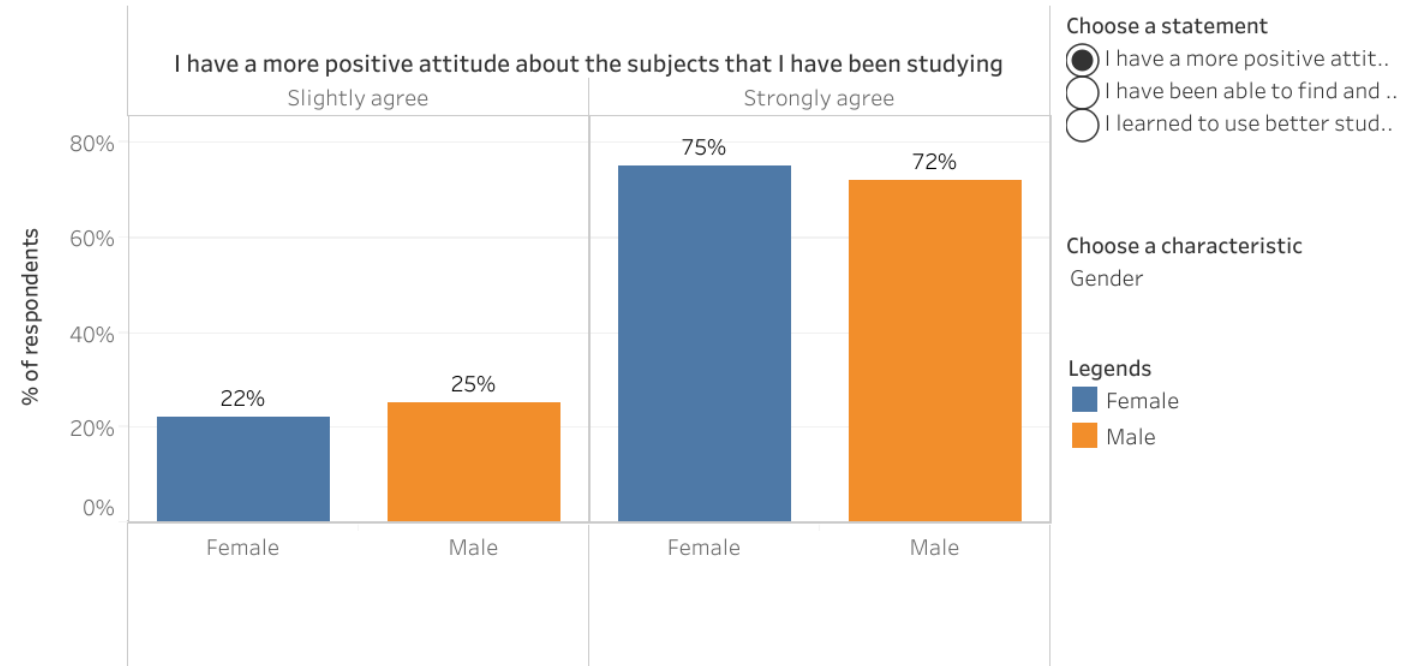
Results by Student Characteristics (Question 3)

Only showing groups with N ≥ 10

Because of my work with tutors,...

**“Because of my work with tutors...
...I have a more positive attitude about the subjects I have been studying”**

disaggregated by gender



Note: Student groups where N ≤ 10 are suppressed with an asterisk (), per CCCCCO equity reporting guidelines.*

	Strongly disagree		Slightly disagree		Slightly agree		Strongly agree		Grand Total	
	#	%	#	%	#	%	#	%	#	%
Female	*	*	*	*	65	22%	219	75%	291	100%
Male	*	*	*	*	52	25%	147	72%	204	100%
U	*	*			*	*	*	*	*	*
Grand Total	*	*	*	*	118	24%	369	74%	500	100%

Results by Student Characteristics (Question 3)

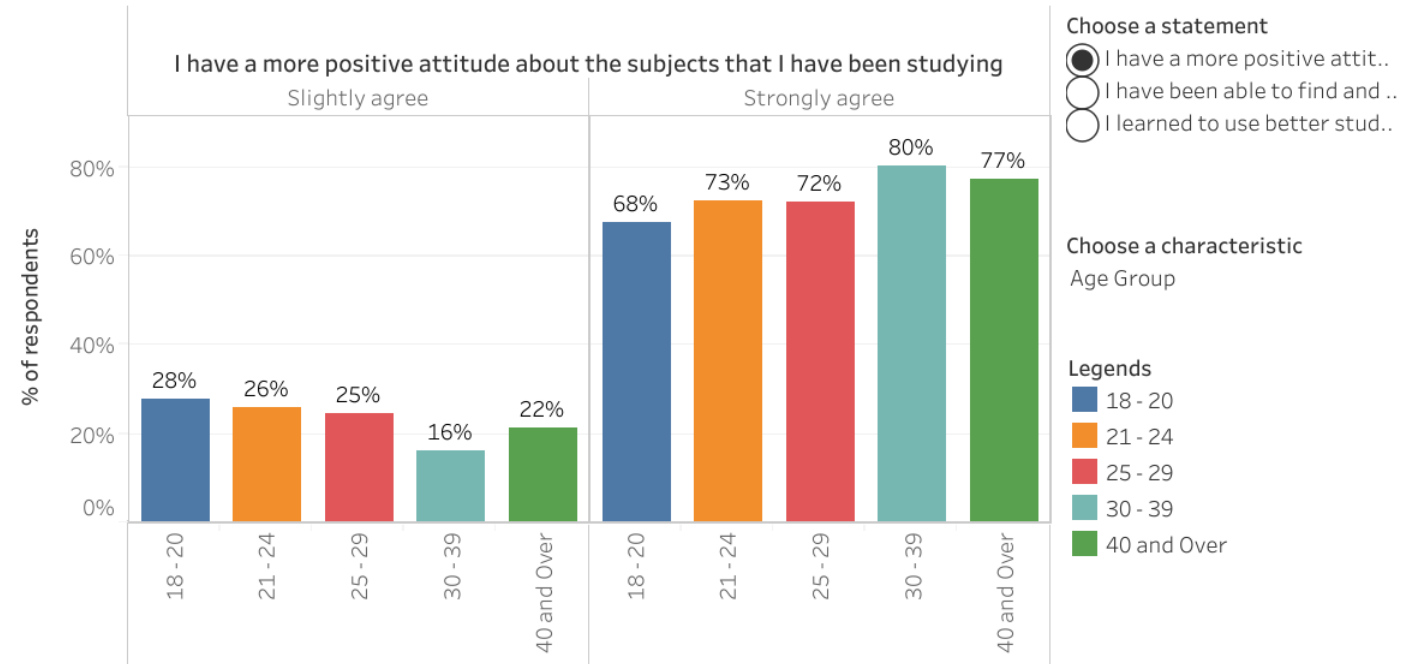
Only showing groups with N ≥ 10

Because of my work with tutors,...

“Because of my work with tutors...

...I have a more positive attitude about the subjects I have been studying”

disaggregated by age group



Note: Student groups where N ≤ 10 are suppressed with an asterisk (), per CCCCCO equity reporting guidelines.*

	Strongly disagree		Slightly disagree		Slightly agree		Strongly agree		Grand Total	
	#	%	#	%	#	%	#	%	#	%
18 - 20	*	*	*	*	39	28%	94	68%	139	100%
21 - 24			*	*	24	26%	67	73%	92	100%
25 - 29	*	*			17	25%	50	72%	69	100%
30 - 39	*	*	*	*	15	16%	74	80%	92	100%
40 and Over	*	*			23	22%	82	77%	106	100%
Grand Total	*	*	*	*	118	24%	369	74%	500	100%

Results by Student Characteristics (Question 3)

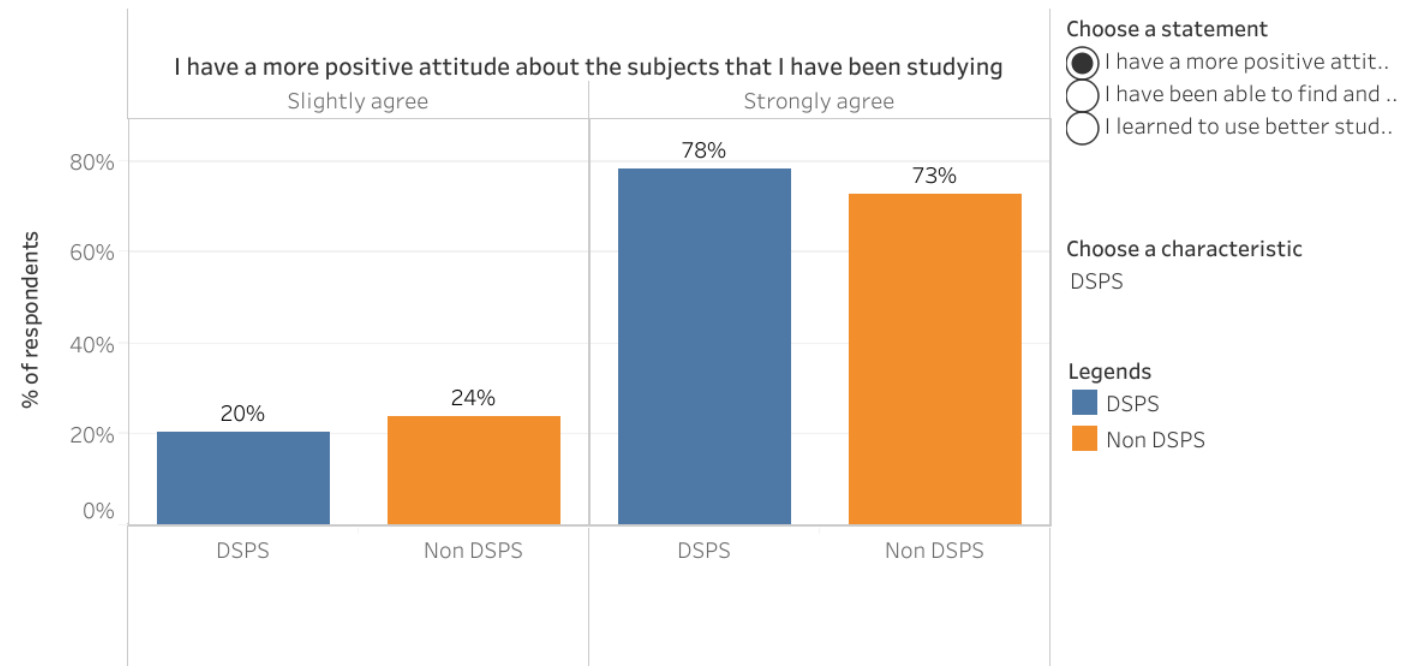
Only showing groups with N ≥ 10

Because of my work with tutors,...

“Because of my work with tutors...

...I have a more positive attitude about the subjects I have been studying”

disaggregated by disability status



Note: Student groups where N ≤ 10 are suppressed with an asterisk (), per CCCCCO equity reporting guidelines.*

	Strongly disagree		Slightly disagree		Slightly agree		Strongly agree		Grand Total	
	#	%	#	%	#	%	#	%	#	%
DSPS			*	*	17	20%	65	78%	83	100%
Non DSPS	*	*	*	*	101	24%	304	73%	417	100%
Grand Total	*	*	*	*	118	24%	369	74%	500	100%

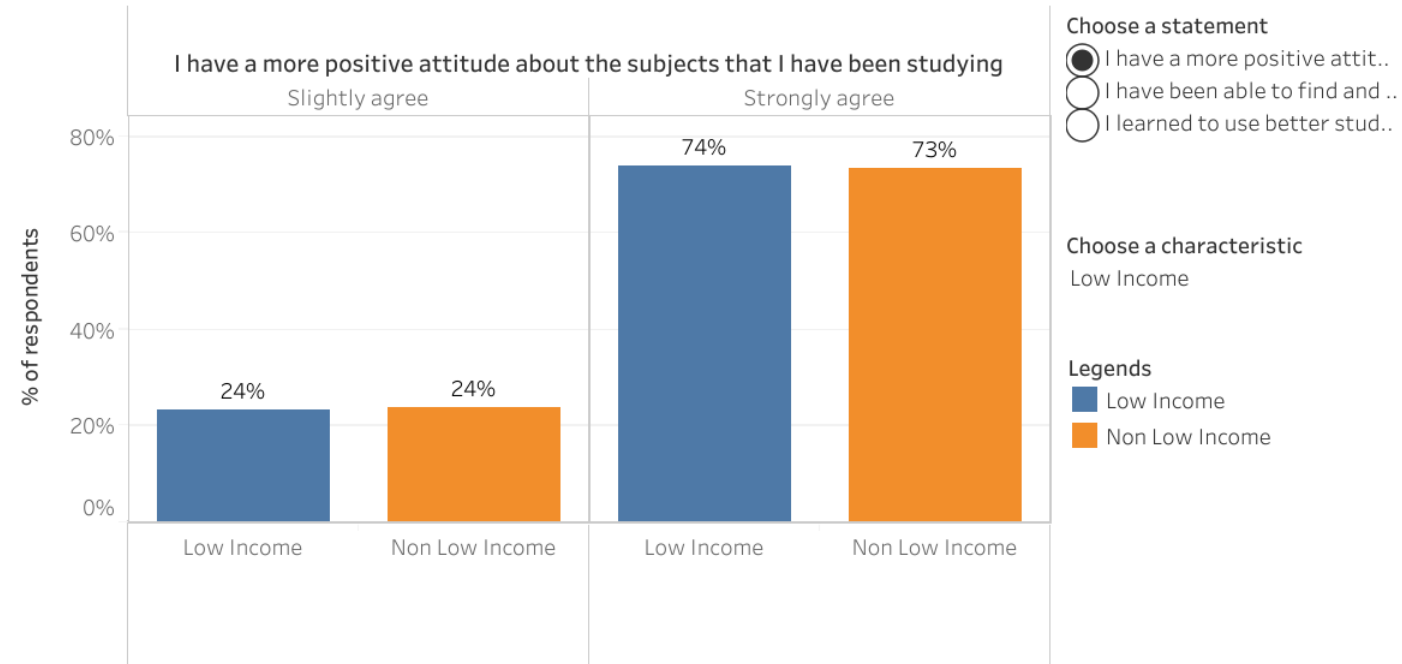
Results by Student Characteristics (Question 3)

Only showing groups with N ≥ 10

Because of my work with tutors,...

**“Because of my work with tutors...
...I have a more positive attitude about the subjects I have been studying”**

disaggregated by low-income status



Note: Student groups where N ≤ 10 are suppressed with an asterisk (), per CCCCCO equity reporting guidelines.*

	Strongly disagree		Slightly disagree		Slightly agree		Strongly agree		Grand Total	
	#	%	#	%	#	%	#	%	#	%
Low Income	*	*	*	*	91	24%	286	74%	387	100%
Non Low Income	*	*	*	*	27	24%	83	73%	113	100%
Grand Total	*	*	*	*	118	24%	369	74%	500	100%

Results by Student Characteristics (Question 3)

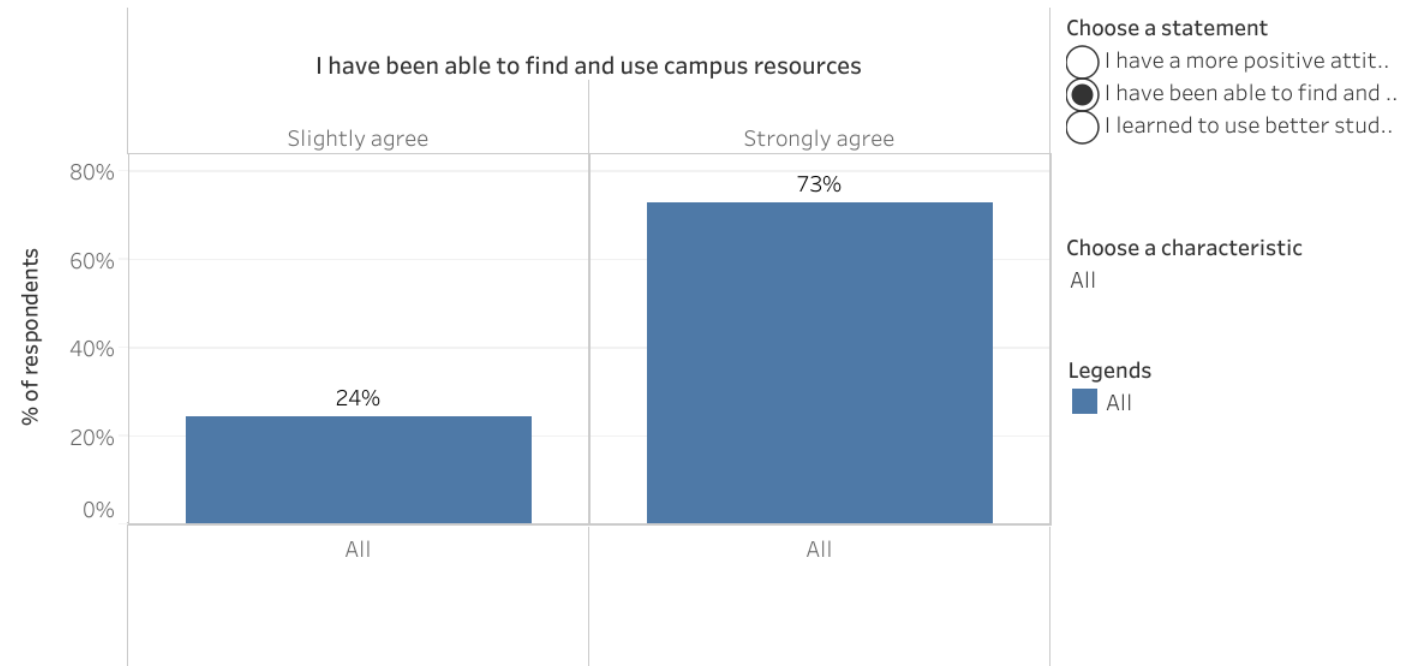
Only showing groups with N ≥ 10

Because of my work with tutors,...

“Because of my work with tutors...

...I have been able to find campus resources”

not disaggregated by any student characteristic



Note: Student groups where N ≤ 10 are suppressed with an asterisk (), per CCCCCO equity reporting guidelines.*

	Strongly disagree		Slightly disagree		Slightly agree		Strongly agree		Grand Total	
	#	%	#	%	#	%	#	%	#	%
All	*	*	*	*	119	24%	356	73%	488	100%
Grand Total	*	*	*	*	119	24%	356	73%	488	100%

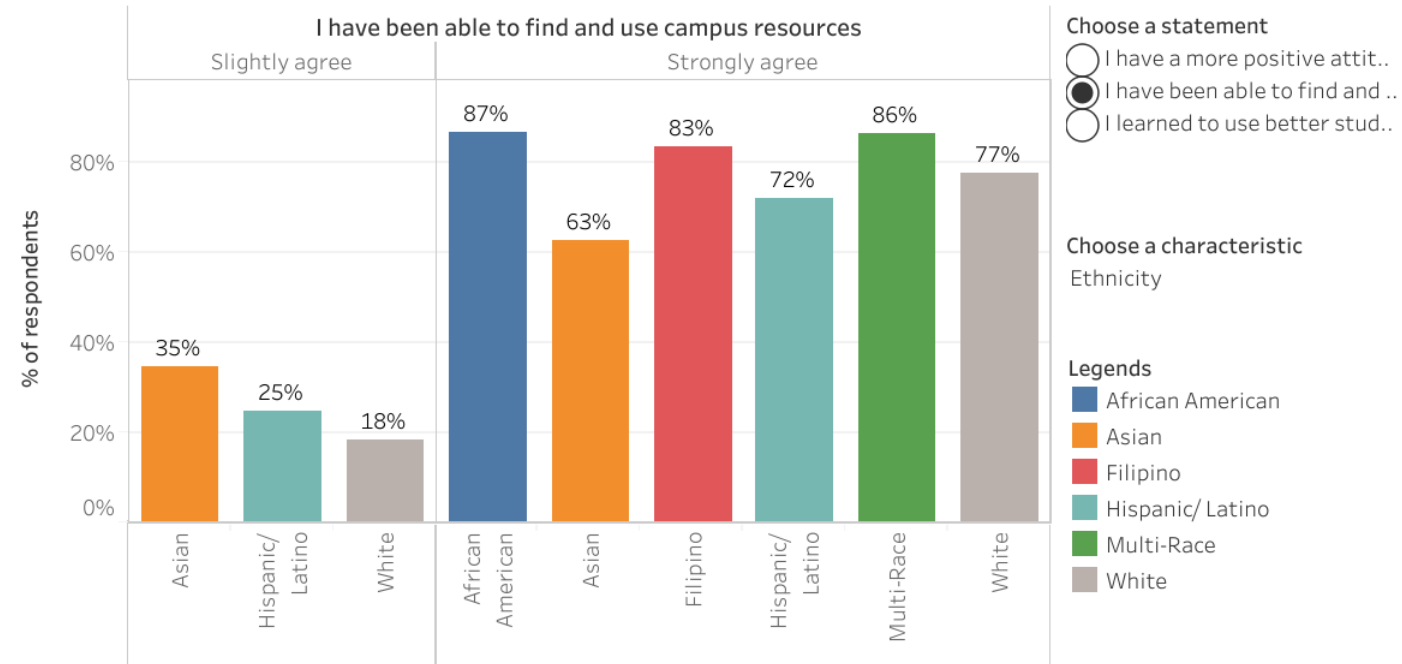
Results by Student Characteristics (Question 3)

Only showing groups with N ≥ 10

Because of my work with tutors,...

**“Because of my work with tutors...
...I have been able to find campus resources”**

disaggregated by ethnicity



Note: Student groups where N ≤ 10 are suppressed with an asterisk (), per CCCCCO equity reporting guidelines.*

	Strongly disagree		Slightly disagree		Slightly agree		Strongly agree		Grand Total	
	#	%	#	%	#	%	#	%	#	%
African American			*	*	*	*	59	87%	68	100%
Asian	*	*	*	*	53	35%	96	63%	153	100%
Filipino					*	*	10	83%	12	100%
Hispanic/ Latino	*	*	*	*	29	25%	84	72%	117	100%
Multi-Race					*	*	19	86%	22	100%
Native American							*	*	*	*
Pacific Islander							*	*	*	*
Unknown					*	*	*	*	15	100%
White	*	*	*	*	17	18%	72	77%	93	100%
Grand Total	*	*	*	*	119	24%	356	73%	488	100%

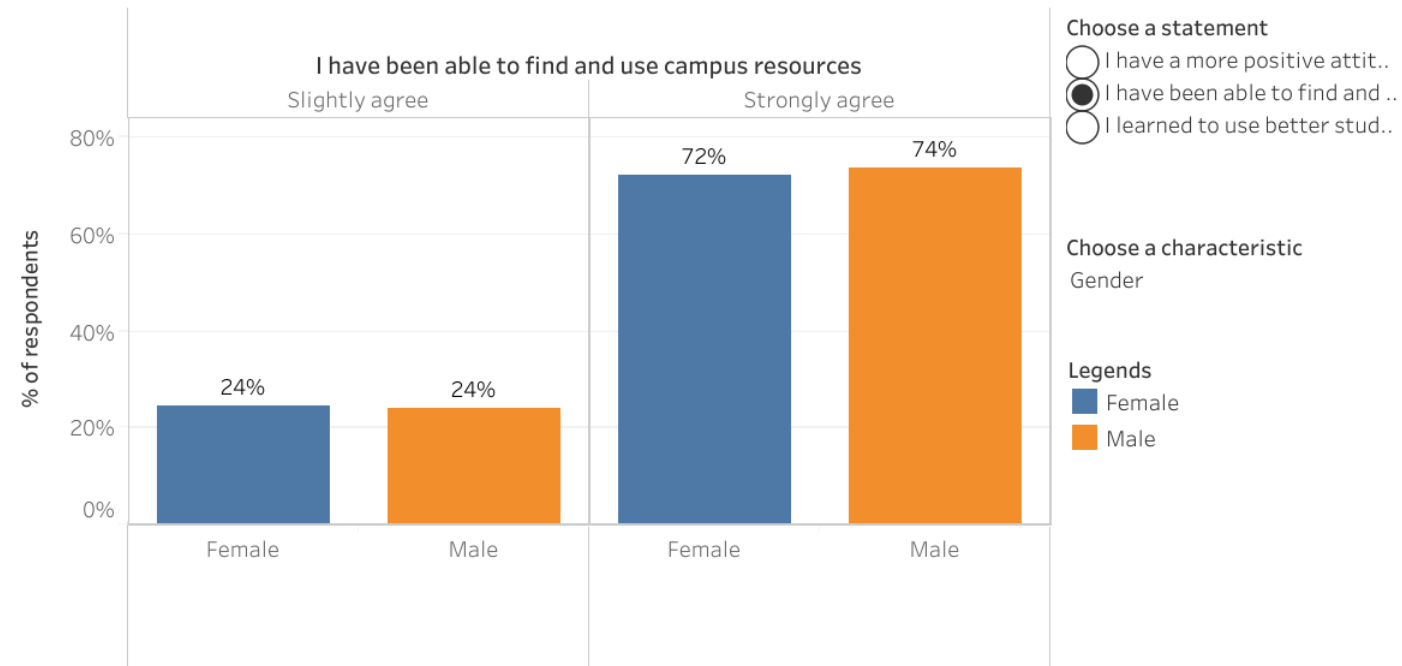
Results by Student Characteristics (Question 3)

Only showing groups with N ≥ 10

Because of my work with tutors,...

**“Because of my work with tutors...
...I have been able to find campus resources”**

disaggregated by gender



Note: Student groups where N ≤ 10 are suppressed with an asterisk (), per CCCCCO equity reporting guidelines.*

	Strongly disagree		Slightly disagree		Slightly agree		Strongly agree		Grand Total	
	#	%	#	%	#	%	#	%	#	%
Female	*	*	*	*	69	24%	204	72%	282	100%
Male	*	*	*	*	49	24%	149	74%	202	100%
U					*	*	*	*	*	*
Grand Total	*	*	*	*	119	24%	356	73%	488	100%

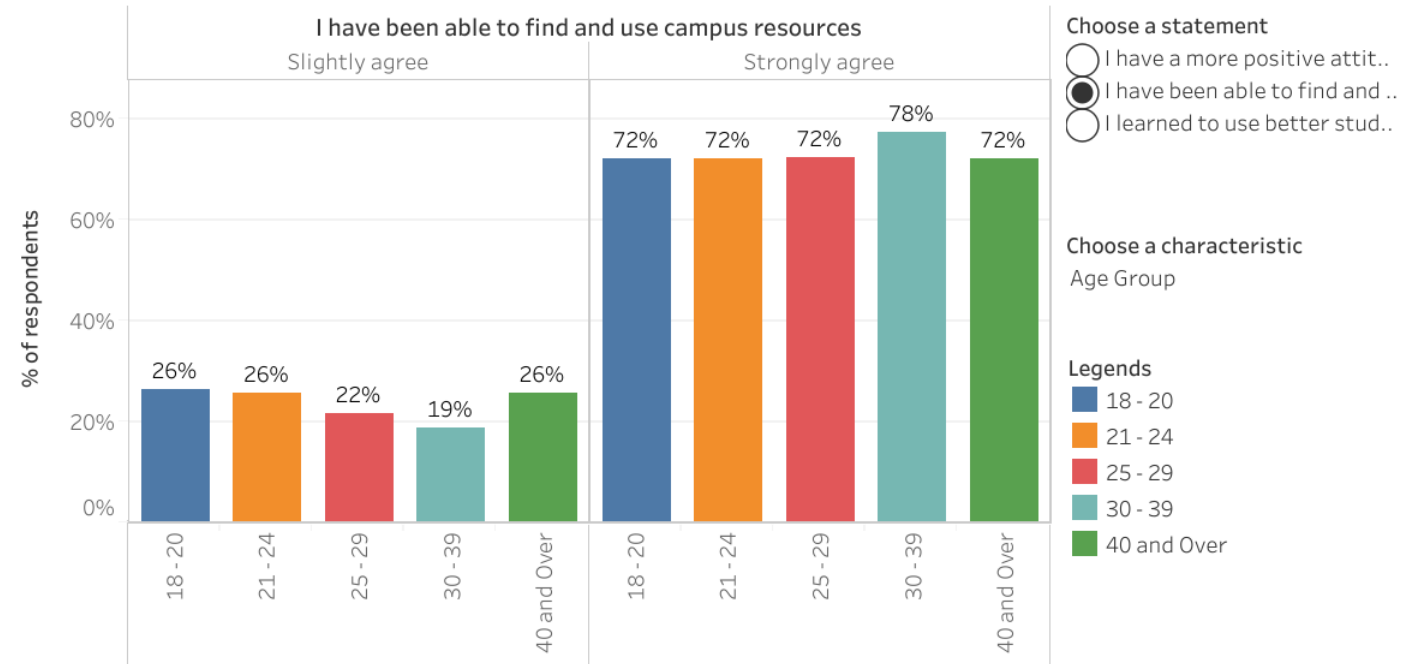
Results by Student Characteristics (Question 3)

Only showing groups with N ≥ 10

Because of my work with tutors,...

**“Because of my work with tutors...
...I have been able to find campus resources”**

disaggregated by age group



Note: Student groups where N ≤ 10 are suppressed with an asterisk (), per CCCCCO equity reporting guidelines.*

	Strongly disagree		Slightly disagree		Slightly agree		Strongly agree		Grand Total	
	#	%	#	%	#	%	#	%	#	%
18 - 20	*	*	*	*	37	26%	101	72%	140	100%
21 - 24	*	*	*	*	22	26%	62	72%	86	100%
25 - 29	*	*	*	*	15	22%	50	72%	69	100%
30 - 39	*	*	*	*	16	19%	66	78%	85	100%
40 and Over	*	*	*	*	27	26%	76	72%	105	100%
Grand Total	*	*	*	*	119	24%	356	73%	488	100%

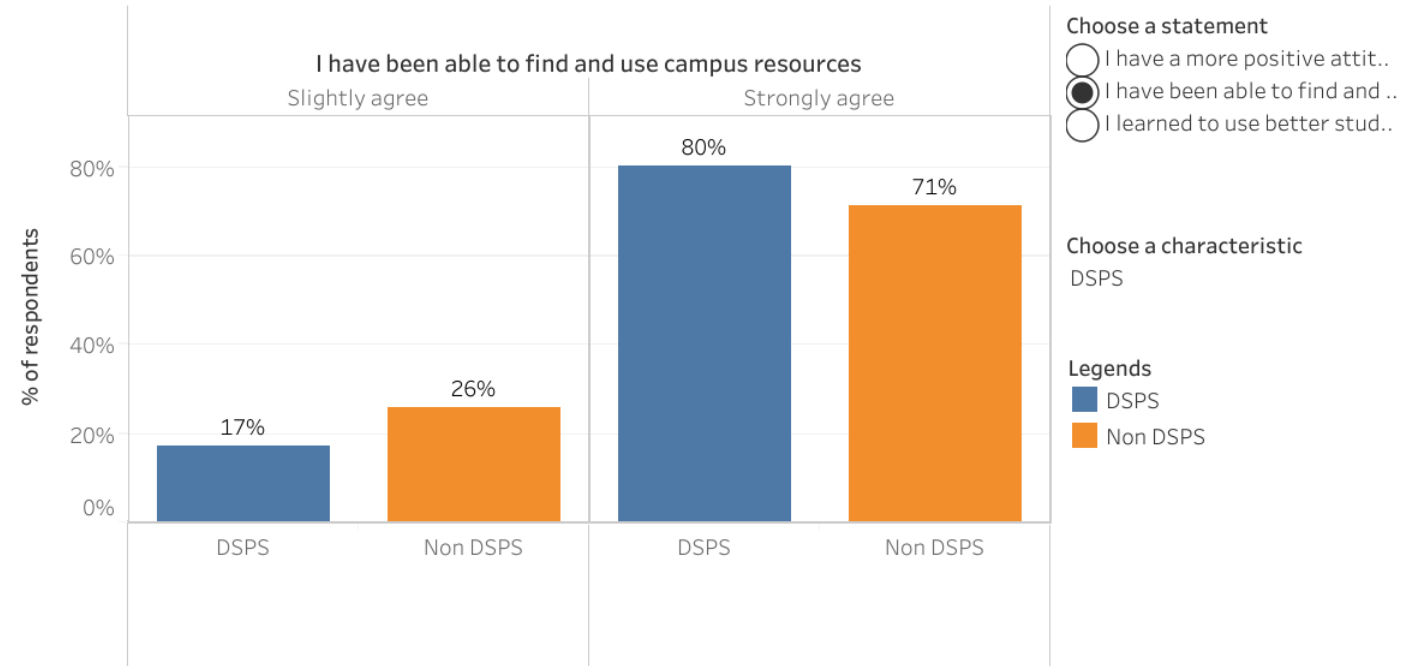
Results by Student Characteristics (Question 3)

Only showing groups with N ≥ 10

Because of my work with tutors,...

**“Because of my work with tutors...
...I have been able to find campus resources”**

disaggregated by disability status



Note: Student groups where N ≤ 10 are suppressed with an asterisk (), per CCCCCO equity reporting guidelines.*

	Strongly disagree		Slightly disagree		Slightly agree		Strongly agree		Grand Total	
	#	%	#	%	#	%	#	%	#	%
DSPS			*	*	14	17%	65	80%	81	100%
Non DSPS	*	*	*	*	105	26%	291	71%	407	100%
Grand Total	*	*	*	*	119	24%	356	73%	488	100%

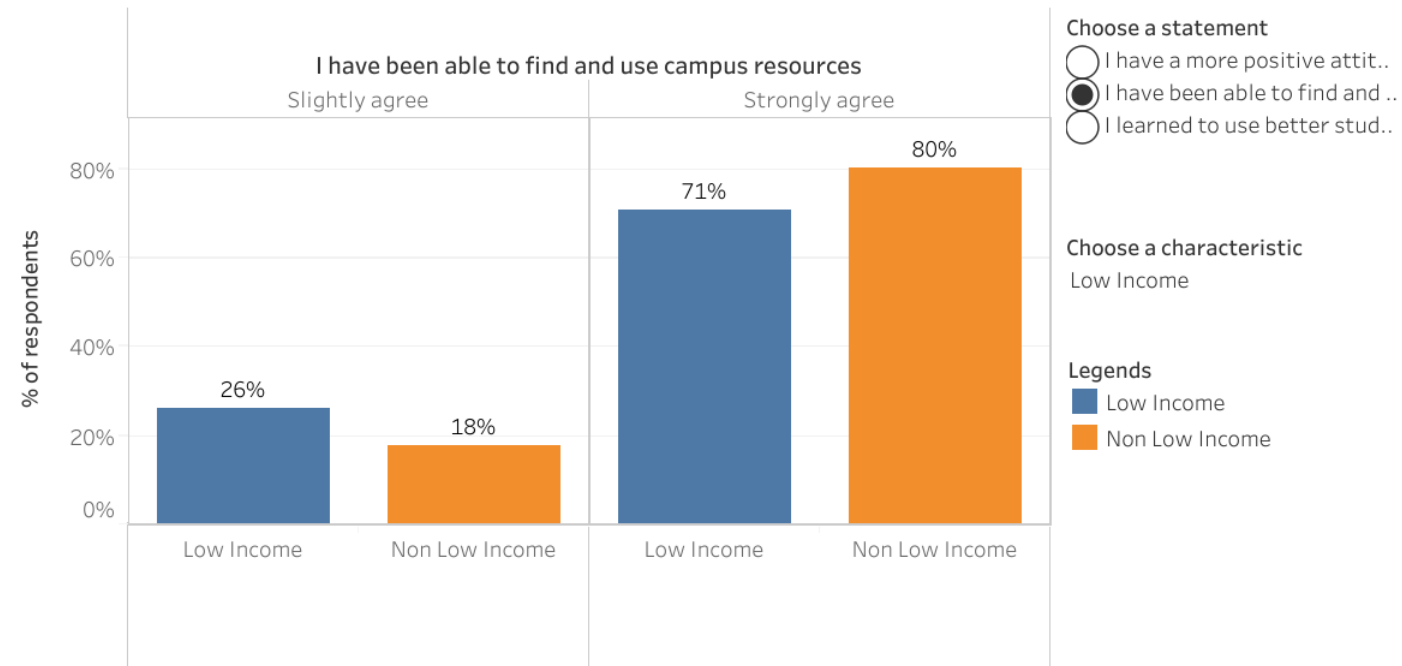
Results by Student Characteristics (Question 3)

Only showing groups with N ≥ 10

Because of my work with tutors,...

**“Because of my work with tutors...
...I have been able to find campus resources”**

disaggregated by low-income status



Note: Student groups where N ≤ 10 are suppressed with an asterisk (), per CCCCCO equity reporting guidelines.*

	Strongly disagree		Slightly disagree		Slightly agree		Strongly agree		Grand Total	
	#	%	#	%	#	%	#	%	#	%
Low Income	*	*	*	*	100	26%	270	71%	381	100%
Non Low Income			*	*	19	18%	86	80%	107	100%
Grand Total	*	*	*	*	119	24%	356	73%	488	100%

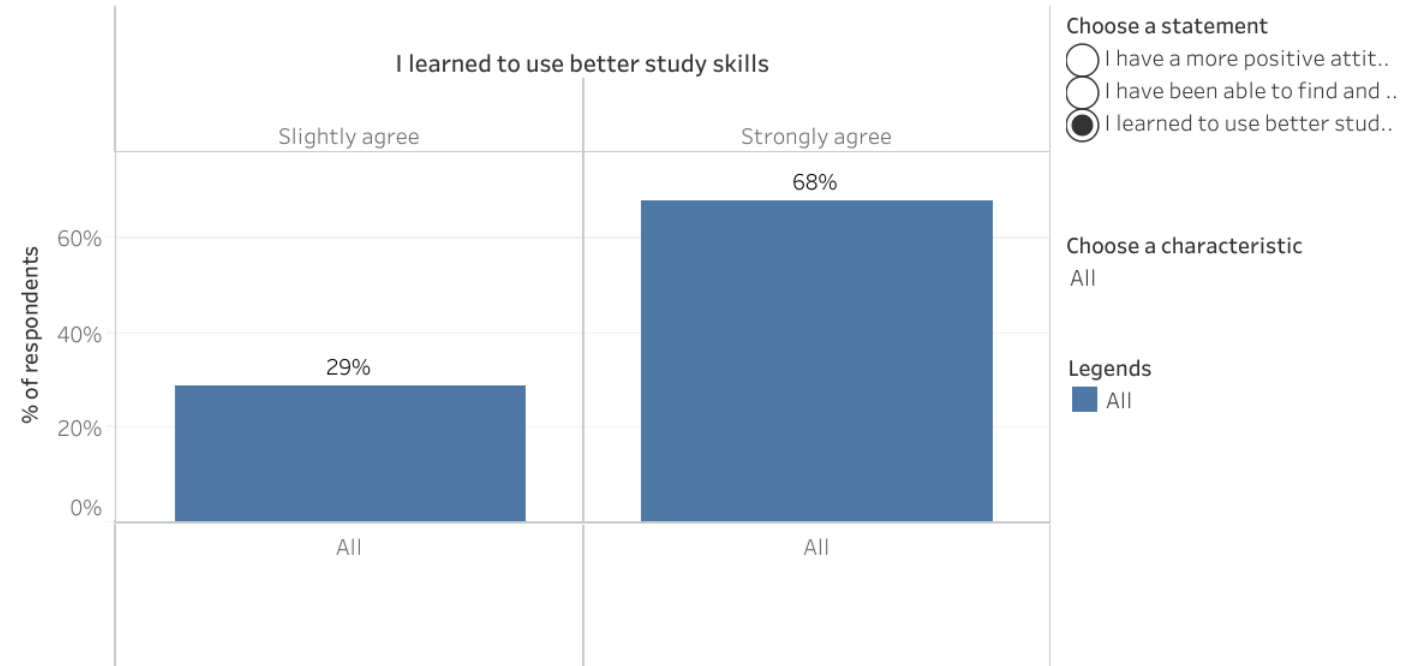
Results by Student Characteristics (Question 3)

Only showing groups with N ≥ 10

Because of my work with tutors,...

**“Because of my work with tutors...
...I learned to use better study skills”**

not disaggregated by any student characteristic



Note: Student groups where N ≤ 10 are suppressed with an asterisk (), per CCCCCO equity reporting guidelines.*

	Strongly disagree		Slightly disagree		Slightly agree		Strongly agree		Grand Total	
	#	%	#	%	#	%	#	%	#	%
All	*	*	*	*	138	29%	324	68%	477	100%
Grand Total	*	*	*	*	138	29%	324	68%	477	100%

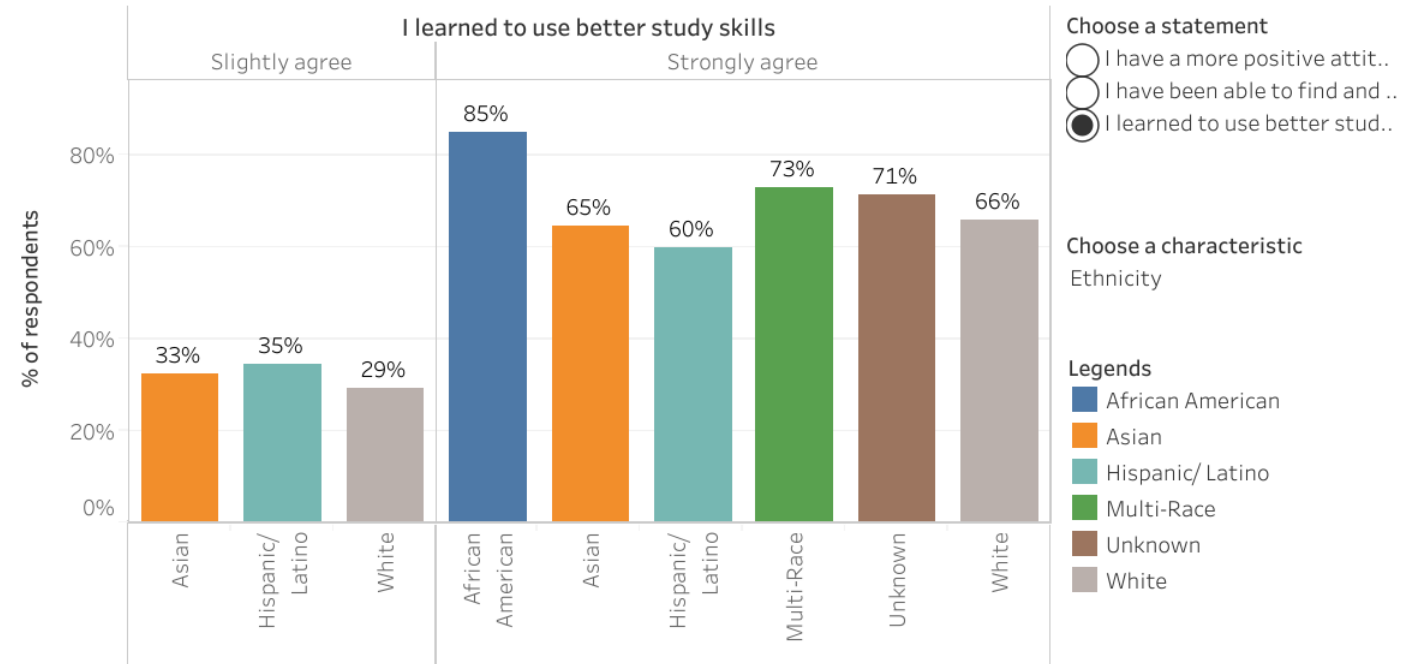
Results by Student Characteristics (Question 3)

Only showing groups with N ≥ 10

Because of my work with tutors,...

**“Because of my work with tutors...
...I learned to use better study skills”**

disaggregated by ethnicity



Note: Student groups where N ≤ 10 are suppressed with an asterisk (), per CCCCCO equity reporting guidelines.*

	Strongly disagree		Slightly disagree		Slightly agree		Strongly agree		Grand Total	
	#	%	#	%	#	%	#	%	#	%
African American	*	*	*	*	*	*	57	85%	67	100%
Asian	*	*	*	*	52	33%	103	65%	159	100%
Filipino					*	*	*	*	10	100%
Hispanic/ Latino	*	*	*	*	38	35%	66	60%	110	100%
Multi-Race					*	*	16	73%	22	100%
Native American							*	*	*	*
Other Non-White							*	*	*	*
Pacific Islander					*	*	*	*	*	*
Unknown					*	*	10	71%	14	100%
White	*	*	*	*	25	29%	56	66%	85	100%
Grand Total	*	*	*	*	138	29%	324	68%	477	100%

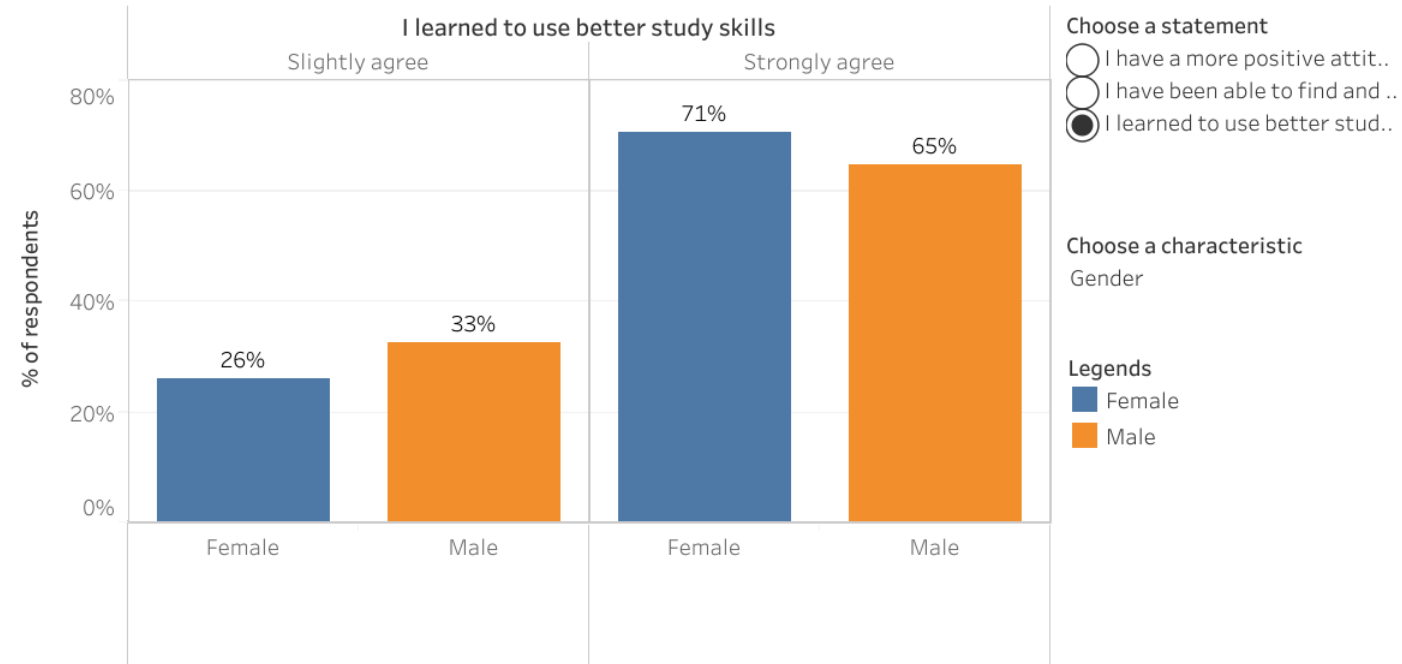
Results by Student Characteristics (Question 3)

Only showing groups with N ≥ 10

Because of my work with tutors,...

**“Because of my
work with tutors...
...I learned to use
better study skills”**

disaggregated by
gender



Note: Student groups where $N \leq 10$ are suppressed with an asterisk (), per CCCCCO equity reporting guidelines.*

	Strongly disagree		Slightly disagree		Slightly agree		Strongly agree		Grand Total	
	#	%	#	%	#	%	#	%	#	%
Female	*	*	*	*	70	26%	190	71%	268	100%
Male	*	*	*	*	66	33%	131	65%	202	100%
U	*	*	*	*	*	*	*	*	*	*
Grand Total	*	*	*	*	138	29%	324	68%	477	100%

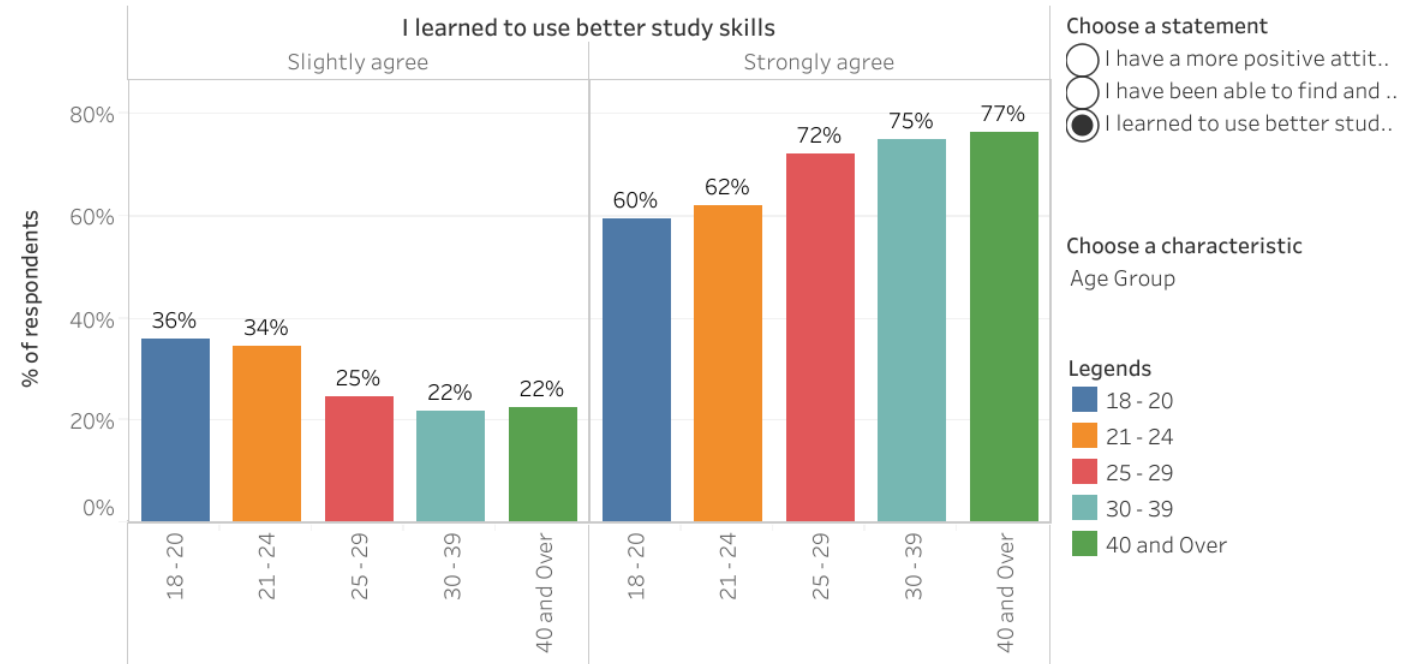
Results by Student Characteristics (Question 3)

Only showing groups with N ≥ 10

Because of my work with tutors,...

**“Because of my work with tutors...
...I learned to use better study skills”**

disaggregated by age group



Note: Student groups where N ≤ 10 are suppressed with an asterisk (), per CCCCCO equity reporting guidelines.*

	Strongly disagree		Slightly disagree		Slightly agree		Strongly agree		Grand Total	
	#	%	#	%	#	%	#	%	#	%
18 - 20	*	*	*	*	47	36%	78	60%	131	100%
21 - 24	*	*	*	*	30	34%	54	62%	87	100%
25 - 29	*	*			16	25%	47	72%	65	100%
30 - 39	*	*	*	*	20	22%	69	75%	92	100%
40 and Over	*	*			22	22%	75	77%	98	100%
Grand Total	*	*	*	*	138	29%	324	68%	477	100%

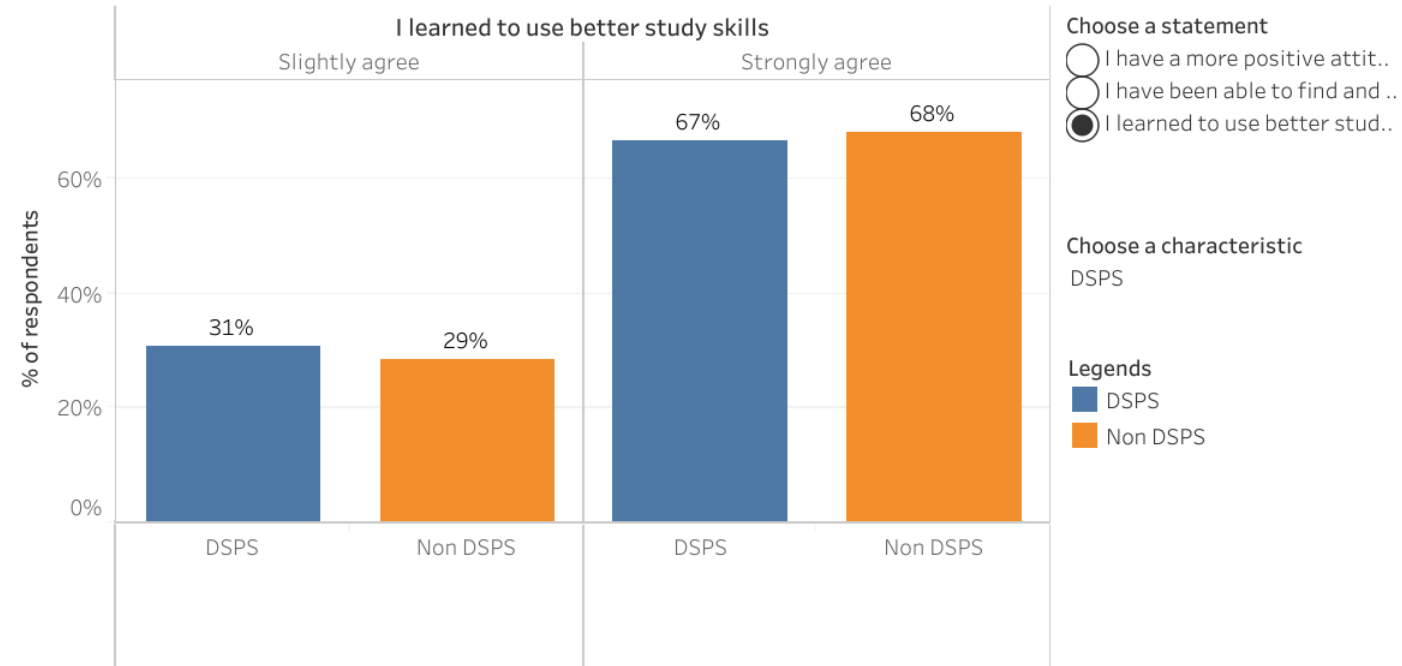
Results by Student Characteristics (Question 3)

Only showing groups with N ≥ 10

Because of my work with tutors,...

**“Because of my work with tutors...
...I learned to use better study skills”**

disaggregated by age group



Note: Student groups where N ≤ 10 are suppressed with an asterisk (), per CCCCCO equity reporting guidelines.*

	Strongly disagree		Slightly disagree		Slightly agree		Strongly agree		Grand Total	
	#	%	#	%	#	%	#	%	#	%
DSPS	*	*	*	*	24	31%	52	67%	78	100%
Non DSPS	*	*	*	*	114	29%	272	68%	399	100%
Grand Total	*	*	*	*	138	29%	324	68%	477	100%

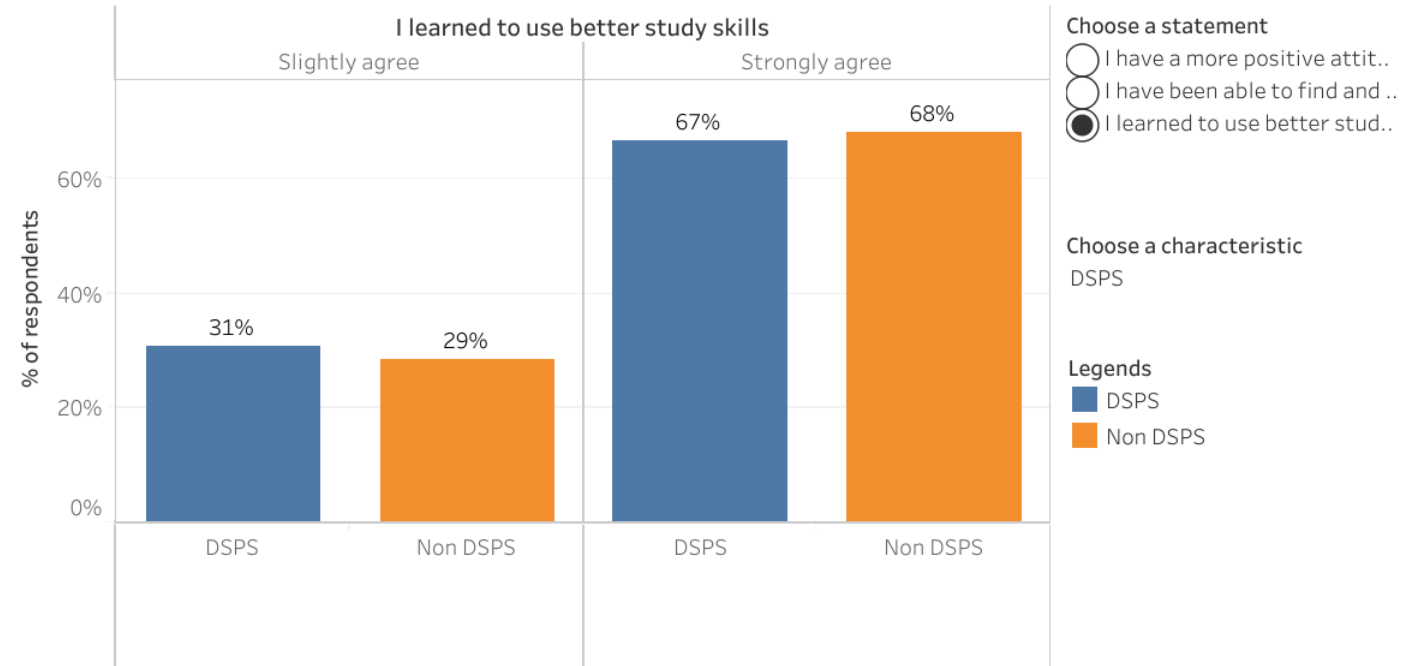
Results by Student Characteristics (Question 3)

Only showing groups with N ≥ 10

Because of my work with tutors,...

**“Because of my work with tutors...
...I learned to use better study skills”**

disaggregated by disability status



Note: Student groups where N ≤ 10 are suppressed with an asterisk (), per CCCCCO equity reporting guidelines.*

	Strongly disagree		Slightly disagree		Slightly agree		Strongly agree		Grand Total	
	#	%	#	%	#	%	#	%	#	%
DSPS	*	*	*	*	24	31%	52	67%	78	100%
Non DSPS	*	*	*	*	114	29%	272	68%	399	100%
Grand Total	*	*	*	*	138	29%	324	68%	477	100%

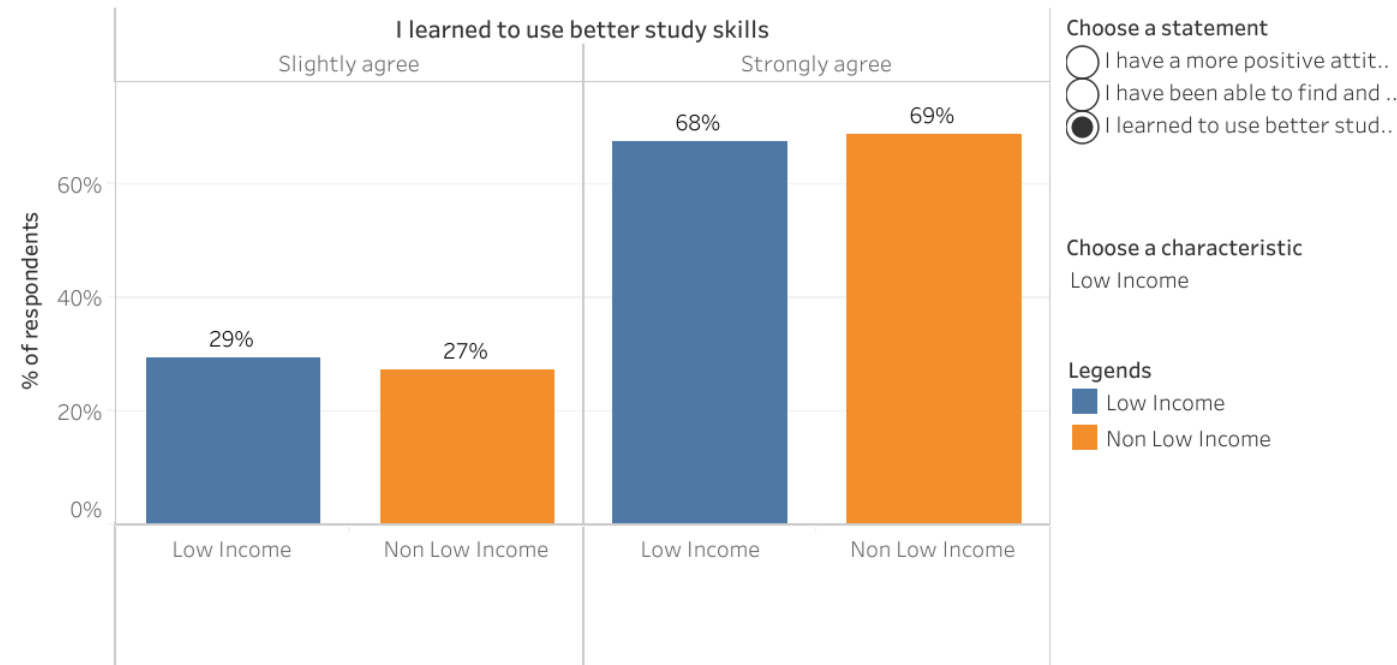
Results by Student Characteristics (Question 3)

Only showing groups with N ≥ 10

Because of my work with tutors,...

**“Because of my work with tutors...
...I learned to use better study skills”**

disaggregated by low-income status



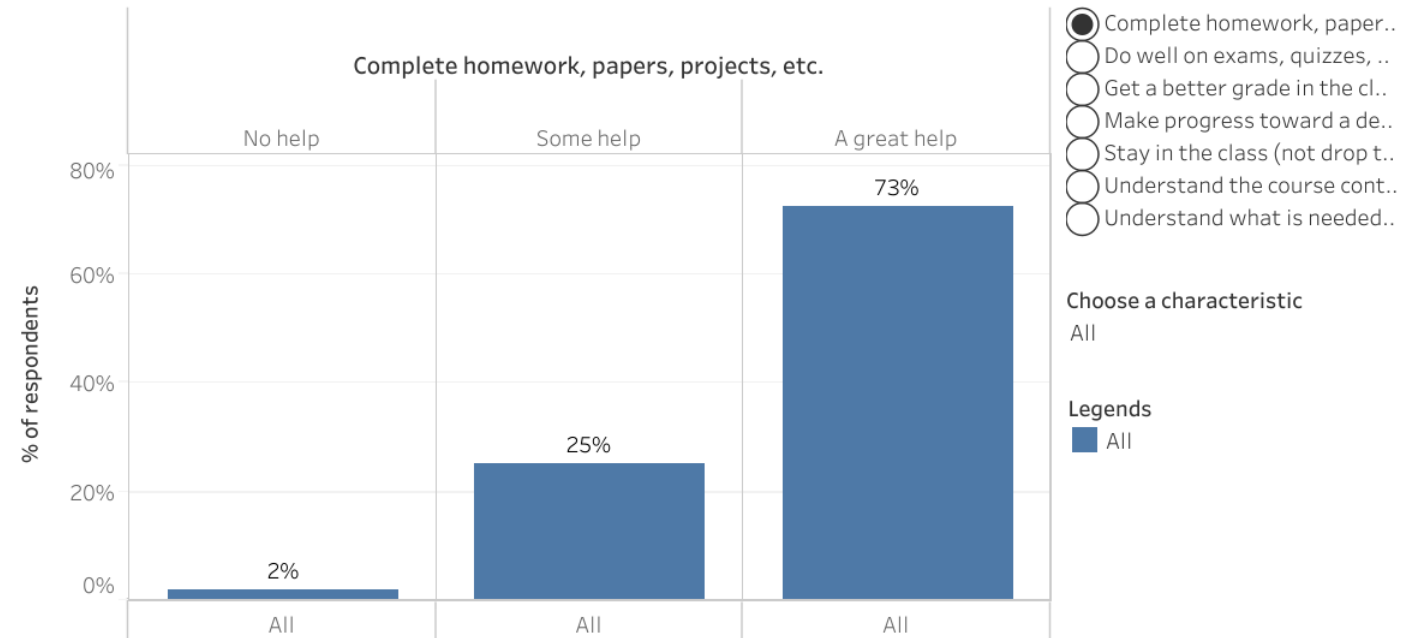
Note: Student groups where N ≤ 10 are suppressed with an asterisk (), per CCCCCO equity reporting guidelines.*

	Strongly disagree		Slightly disagree		Slightly agree		Strongly agree		Grand Total	
	#	%	#	%	#	%	#	%	#	%
Low Income	*	*	*	*	110	29%	253	68%	374	100%
Non Low Income	*	*	*	*	28	27%	71	69%	103	100%
Grand Total	*	*	*	*	138	29%	324	68%	477	100%

Results by Student Characteristics (Question 4)

Only showing groups with N ≥ 10

How much did tutoring help you with...?



“How much did tutoring help you with...

...completing homework, papers, projects, etc.”

not disaggregated by any student characteristic

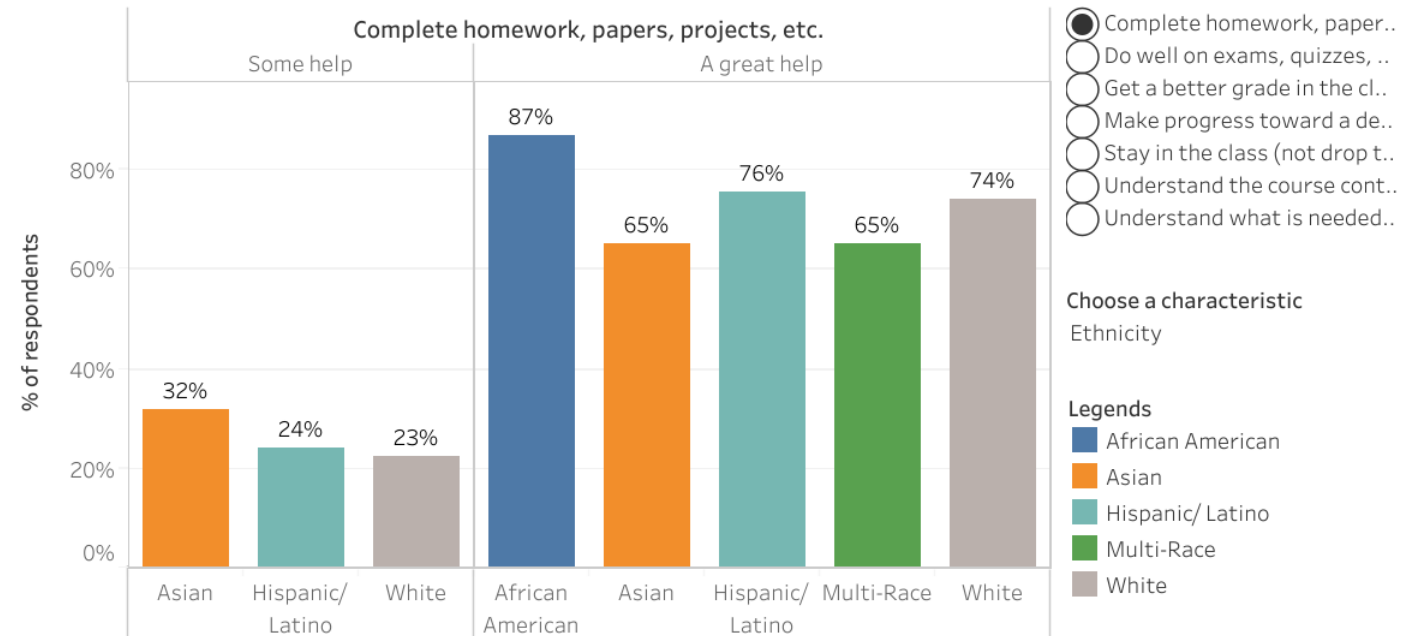
Note: Student groups where $N \leq 10$ are suppressed with an asterisk (), per CCCCCO equity reporting guidelines.*

	No help		Some help		A great help		Grand Total	
	#	%	#	%	#	%	#	%
All	11	2%	129	25%	373	73%	513	100%
Grand Total	11	2%	129	25%	373	73%	513	100%

Results by Student Characteristics (Question 4)

Only showing groups with N ≥ 10

How much did tutoring help you with...?



“How much did tutoring help you with...

...completing homework, papers, projects, etc.”

disaggregated by ethnicity

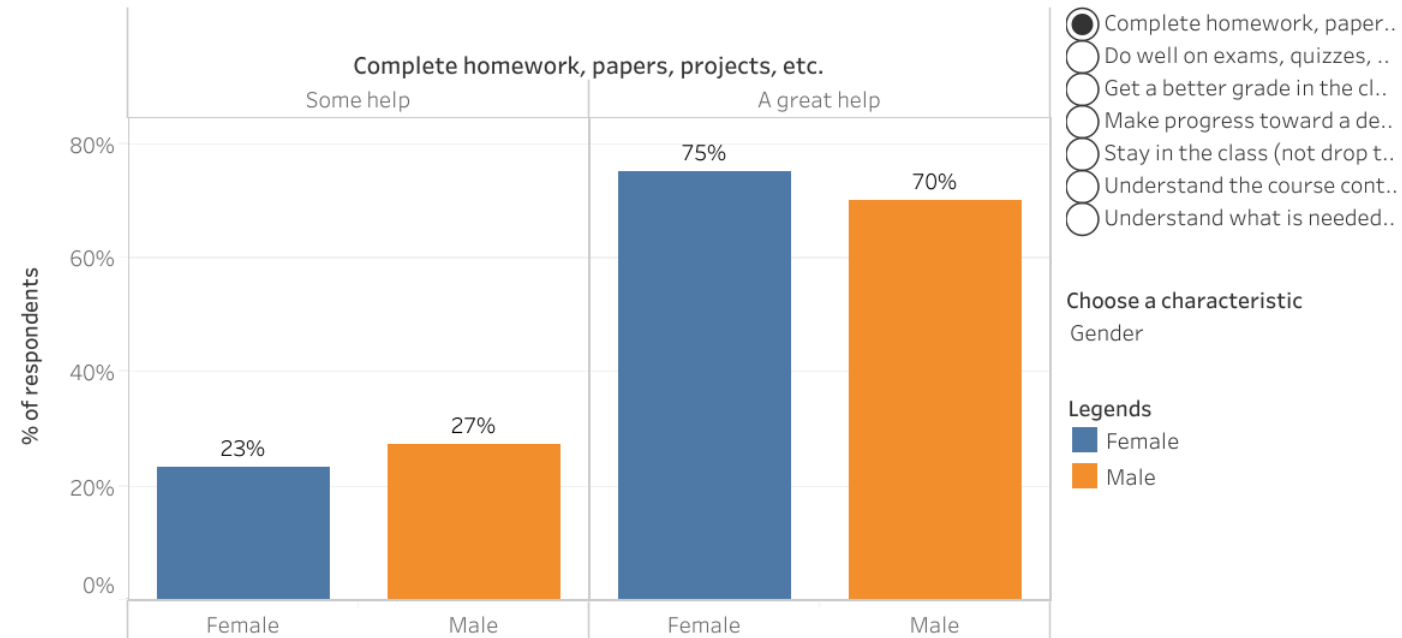
Note: Student groups where N ≤ 10 are suppressed with an asterisk (), per CCCCCO equity reporting guidelines.*

	No help		Some help		A great help		Grand Total	
	#	%	#	%	#	%	#	%
African American	*	*	*	*	60	87%	69	100%
Asian	*	*	53	32%	109	65%	167	100%
Filipino			*	*	*	*	13	100%
Hispanic/ Latino			29	24%	91	76%	120	100%
Multi-Race	*	*	*	*	17	65%	26	100%
Native American					*	*	*	*
Pacific Islander					*	*	*	*
Unknown	*	*	*	*	*	*	16	100%
White	*	*	21	23%	69	74%	93	100%
Grand Total	11	2%	129	25%	373	73%	513	100%

Results by Student Characteristics (Question 4)

Only showing groups with N ≥ 10

How much did tutoring help you with...?



“How much did tutoring help you with...

...completing homework, papers, projects, etc.”

disaggregated by gender

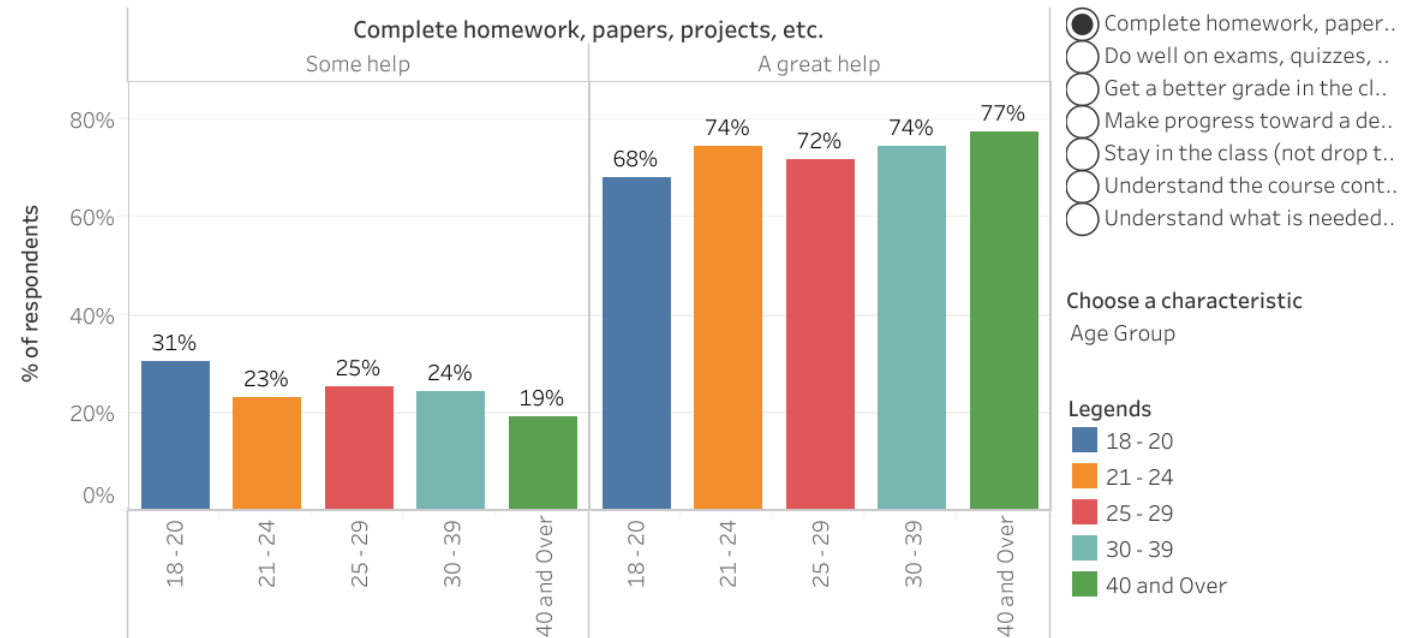
Note: Student groups where $N \leq 10$ are suppressed with an asterisk (), per CCCCCO equity reporting guidelines.*

	No help		Some help		A great help		Grand Total	
	#	%	#	%	#	%	#	%
Female	*	*	70	23%	225	75%	299	100%
Male	*	*	57	27%	146	70%	208	100%
U	*	*	*	*	*	*	*	*
Grand Total	11	2%	129	25%	373	73%	513	100%

Results by Student Characteristics (Question 4)

Only showing groups with N ≥ 10

How much did tutoring help you with...?



“How much did tutoring help you with...

...completing homework, papers, projects, etc.”

disaggregated by age group

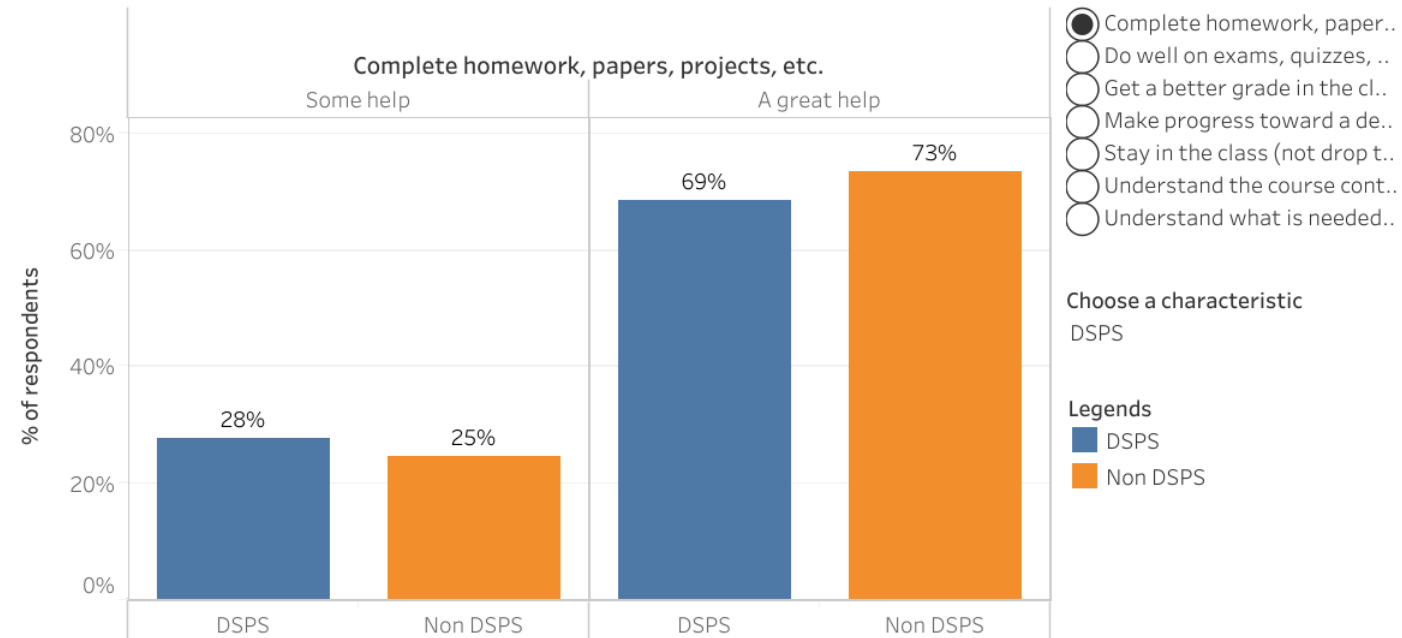
Note: Student groups where N ≤ 10 are suppressed with an asterisk (), per CCCCCO equity reporting guidelines.*

	No help		Some help		A great help		Grand Total	
	#	%	#	%	#	%	#	%
18 - 20	*	*	44	31%	98	68%	144	100%
21 - 24	*	*	22	23%	70	74%	94	100%
25 - 29	*	*	18	25%	51	72%	71	100%
30 - 39	*	*	22	24%	67	74%	90	100%
40 and Over	*	*	21	19%	85	77%	110	100%
Grand Total	11	2%	129	25%	373	73%	513	100%

Results by Student Characteristics (Question 4)

Only showing groups with N ≥ 10

How much did tutoring help you with...?



“How much did tutoring help you with...

...completing homework, papers, projects, etc.”

disaggregated by disability status

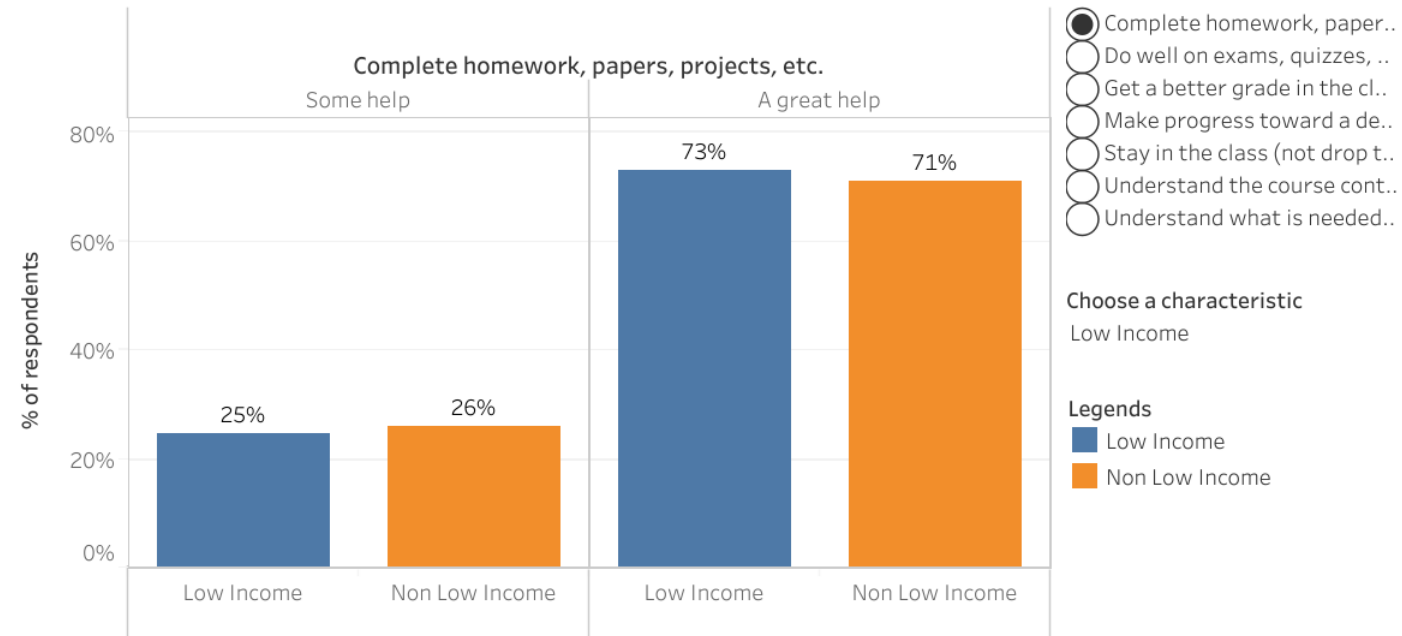
Note: Student groups where N ≤ 10 are suppressed with an asterisk (), per CCCCCO equity reporting guidelines.*

	No help		Some help		A great help		Grand Total	
	#	%	#	%	#	%	#	%
DSPS	*	*	23	28%	57	69%	83	100%
Non DSPS	*	*	106	25%	316	73%	430	100%
Grand Total	11	2%	129	25%	373	73%	513	100%

Results by Student Characteristics (Question 4)

Only showing groups with N ≥ 10

How much did tutoring help you with...?



“How much did tutoring help you with...

...completing homework, papers, projects, etc.”

disaggregated by low-income status

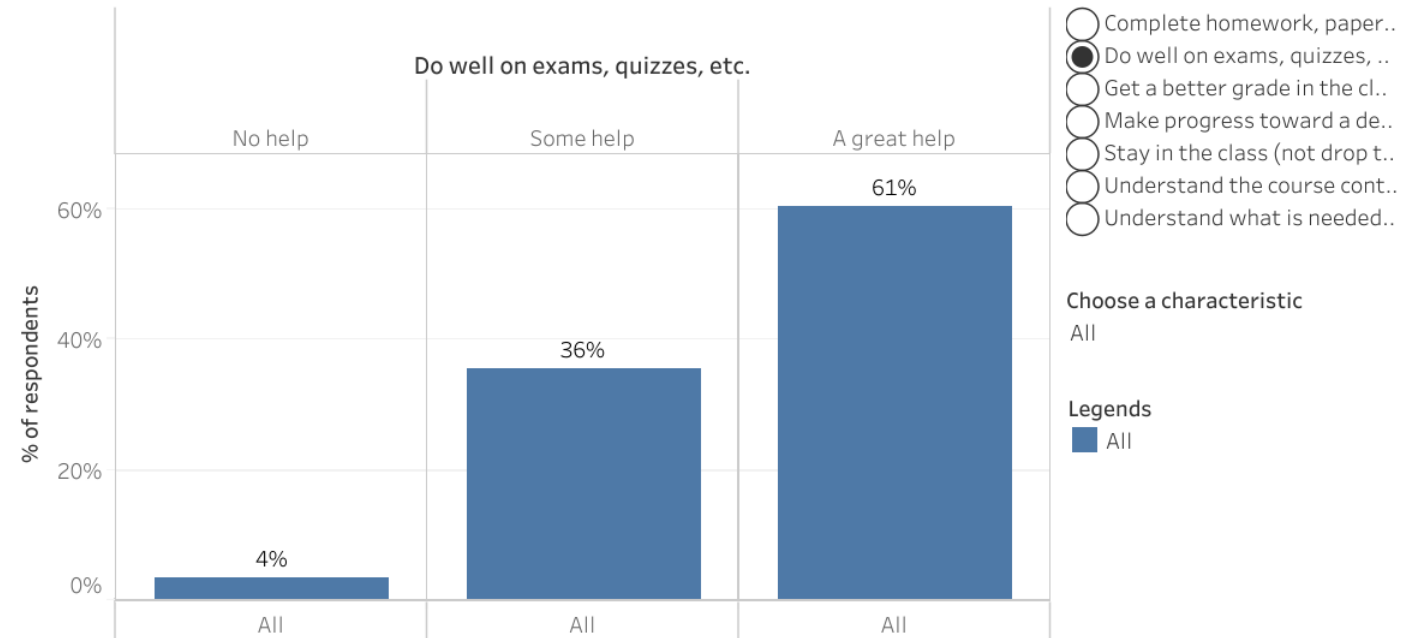
Note: Student groups where N ≤ 10 are suppressed with an asterisk (), per CCCCCO equity reporting guidelines.*

	No help		Some help		A great help		Grand Total	
	#	%	#	%	#	%	#	%
Low Income	*	*	99	25%	292	73%	399	100%
Non Low Income	*	*	30	26%	81	71%	114	100%
Grand Total	11	2%	129	25%	373	73%	513	100%

Results by Student Characteristics (Question 4)

Only showing groups with N ≥ 10

How much did tutoring help you with...?



“How much did tutoring help you with...

...doing well on exams, quizzes, etc.”

not disaggregated by any student characteristic

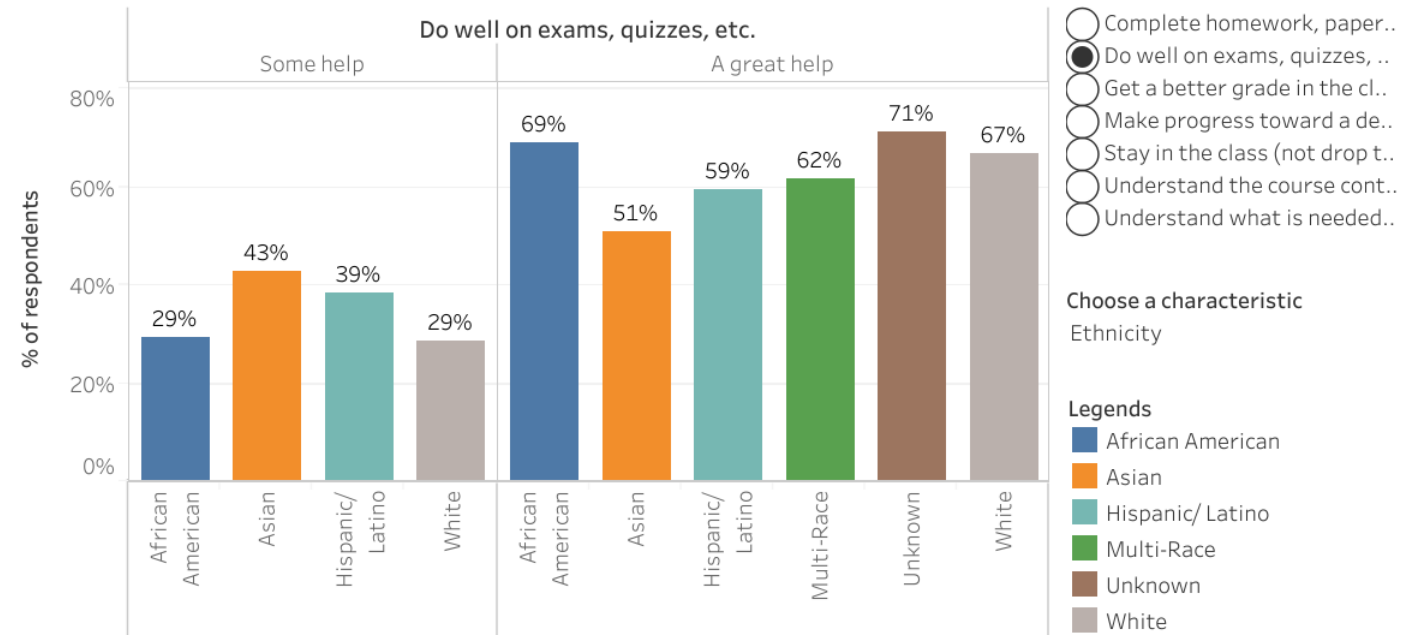
Note: Student groups where $N \leq 10$ are suppressed with an asterisk (), per CCCCCO equity reporting guidelines.*

	No help		Some help		A great help		Grand Total	
	#	%	#	%	#	%	#	%
All	17	4%	166	36%	281	61%	464	100%
Grand Total	17	4%	166	36%	281	61%	464	100%

Results by Student Characteristics (Question 4)

Only showing groups with N ≥ 10

How much did tutoring help you with...?



**“How much did tutoring help you with...
...doing well on exams, quizzes, etc.”**

disaggregated by ethnicity

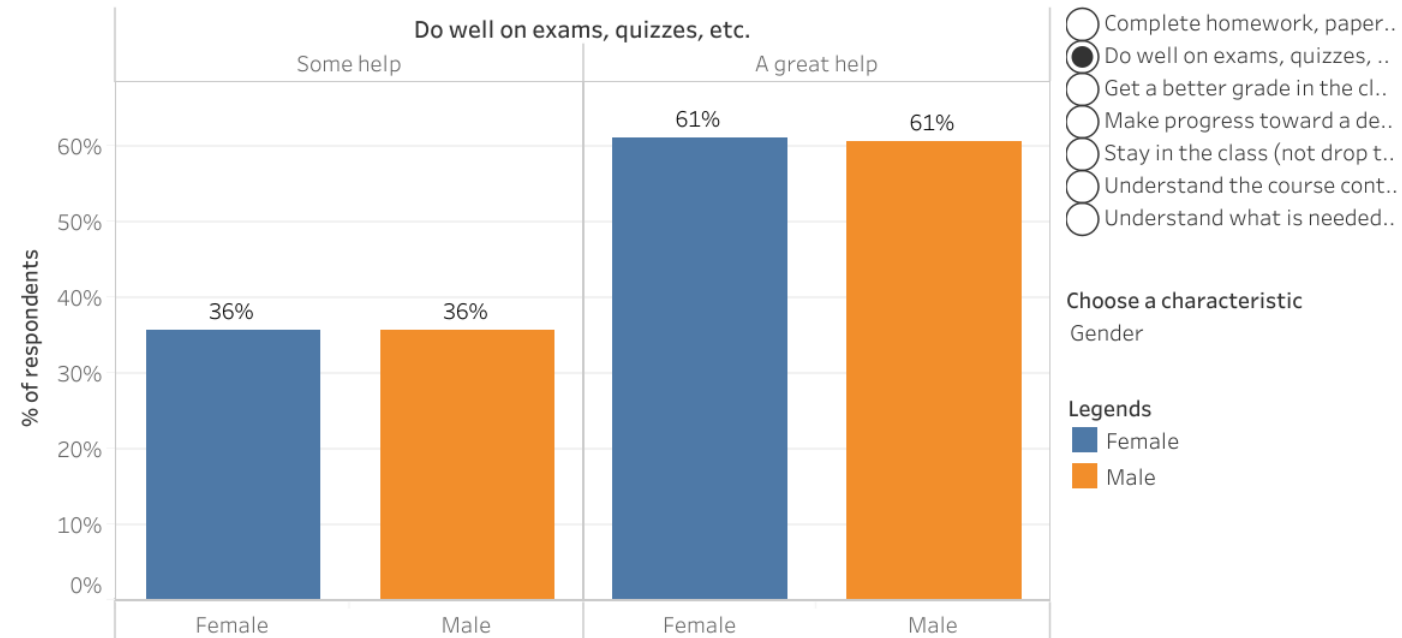
Note: Student groups where N ≤ 10 are suppressed with an asterisk (), per CCCCCO equity reporting guidelines.*

	No help		Some help		A great help		Grand Total	
	#	%	#	%	#	%	#	%
African American	*	*	19	29%	45	69%	65	100%
Asian	*	*	64	43%	76	51%	149	100%
Filipino			*	*	*	*	10	100%
Hispanic/ Latino	*	*	41	39%	63	59%	106	100%
Multi-Race	*	*	*	*	13	62%	21	100%
Pacific Islander			*	*	*	*	*	*
Unknown			*	*	10	71%	14	100%
White	*	*	26	29%	61	67%	91	100%
Grand Total	17	4%	166	36%	281	61%	464	100%

Results by Student Characteristics (Question 4)

Only showing groups with N ≥ 10

How much did tutoring help you with...?



**“How much did tutoring help you with...
...doing well on exams, quizzes, etc.”**

disaggregated by gender

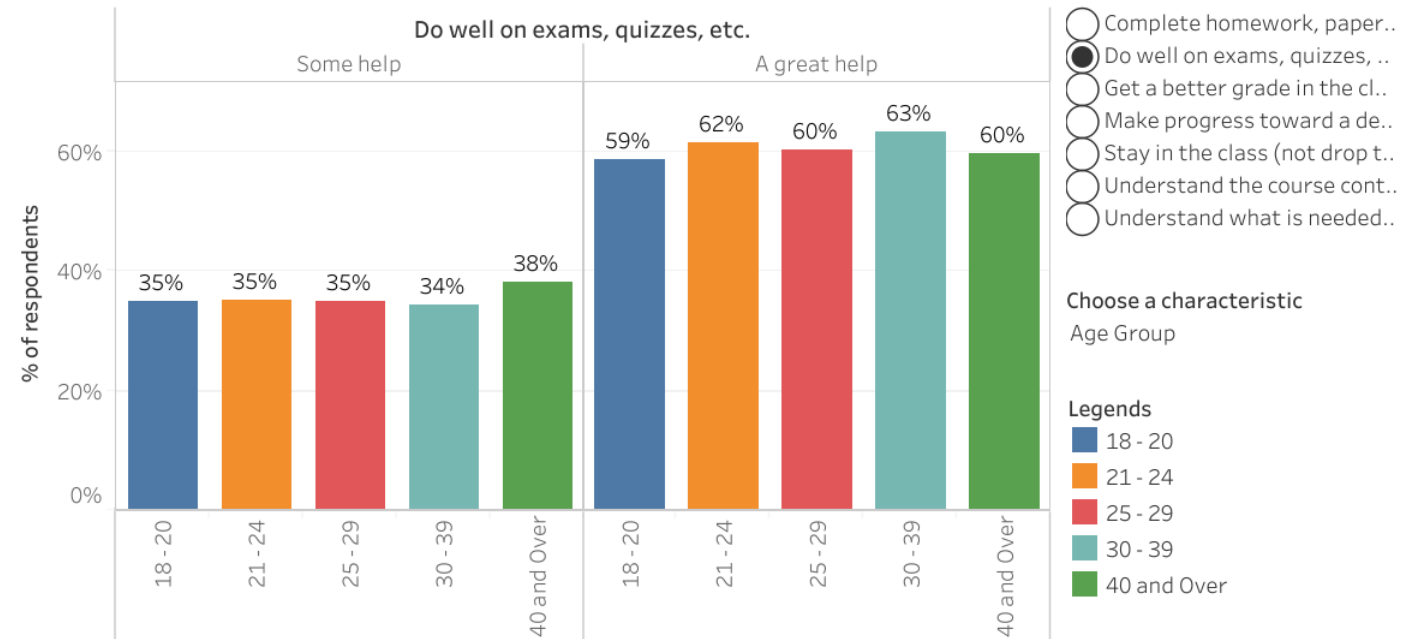
Note: Student groups where N ≤ 10 are suppressed with an asterisk (), per CCCCCO equity reporting guidelines.*

	No help		Some help		A great help		Grand Total	
	#	%	#	%	#	%	#	%
Female	*	*	96	36%	165	61%	270	100%
Male	*	*	67	36%	114	61%	188	100%
U	*	*	*	*	*	*	*	*
Grand Total	17	4%	166	36%	281	61%	464	100%

Results by Student Characteristics (Question 4)

Only showing groups with N ≥ 10

How much did tutoring help you with...?



“How much did tutoring help you with...

...doing well on exams, quizzes, etc.”

disaggregated by age group

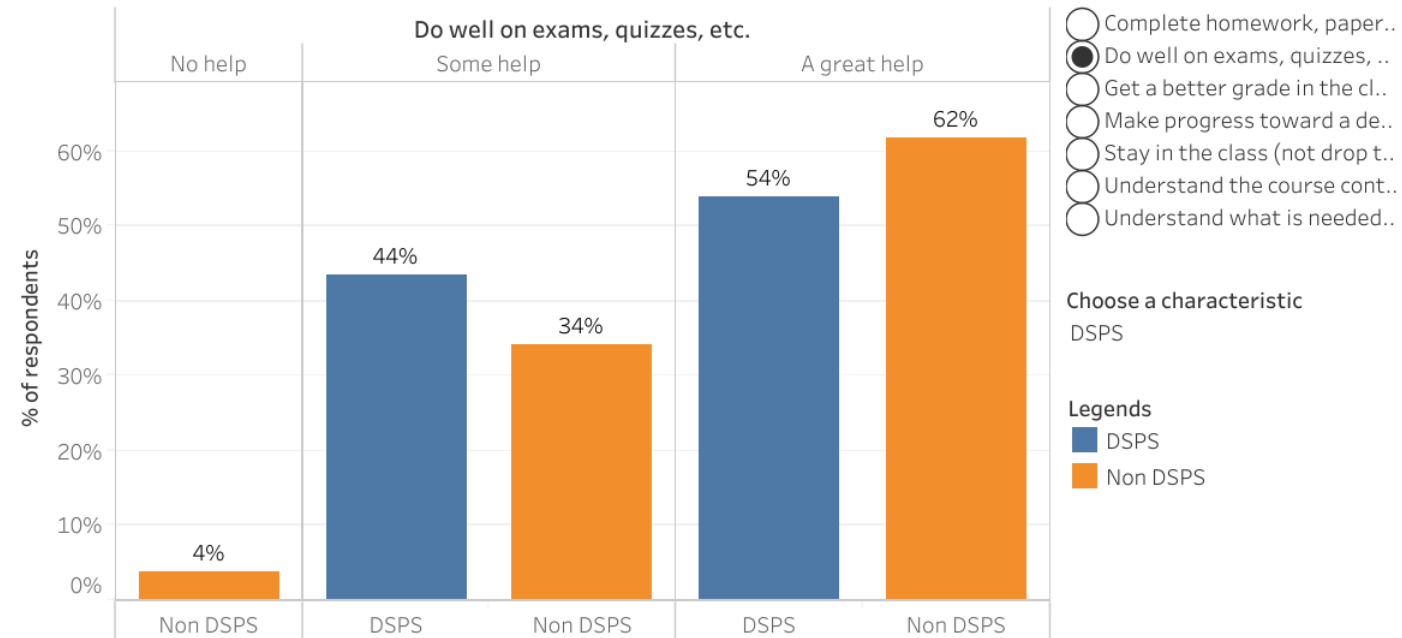
Note: Student groups where $N \leq 10$ are suppressed with an asterisk (), per CCCCCO equity reporting guidelines.*

	No help		Some help		A great help		Grand Total	
	#	%	#	%	#	%	#	%
18 - 20	*	*	41	35%	69	59%	117	100%
21 - 24	*	*	32	35%	56	62%	91	100%
25 - 29	*	*	22	35%	38	60%	63	100%
30 - 39	*	*	30	34%	55	63%	87	100%
40 and Over	*	*	39	38%	61	60%	102	100%
Grand Total	17	4%	166	36%	281	61%	464	100%

Results by Student Characteristics (Question 4)

Only showing groups with N ≥ 10

How much did tutoring help you with...?



“How much did tutoring help you with...

...doing well on exams, quizzes, etc.”

disaggregated by disability status

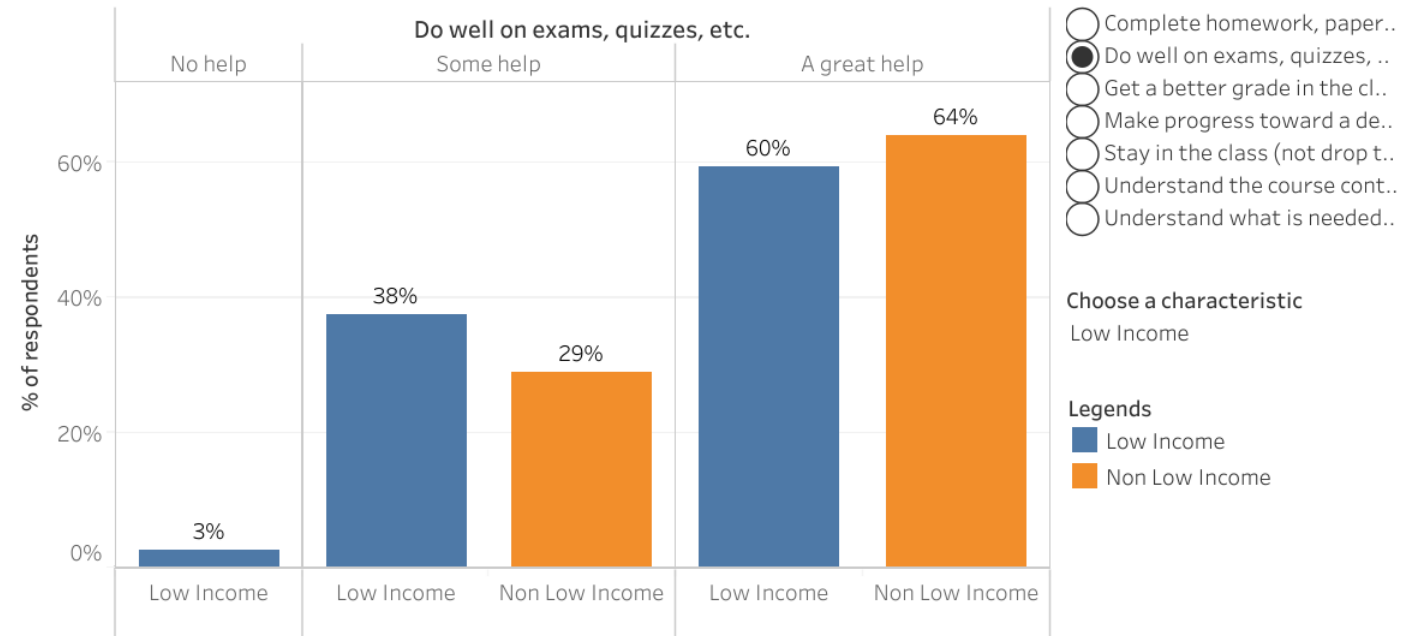
Note: Student groups where N ≤ 10 are suppressed with an asterisk (), per CCCCCO equity reporting guidelines.*

	No help		Some help		A great help		Grand Total	
	#	%	#	%	#	%	#	%
DSPS	*	*	34	44%	42	54%	78	100%
Non DSPS	15	4%	132	34%	239	62%	386	100%
Grand Total	17	4%	166	36%	281	61%	464	100%

Results by Student Characteristics (Question 4)

Only showing groups with N ≥ 10

How much did tutoring help you with...?



**“How much did tutoring help you with...
...doing well on exams, quizzes, etc.”**

disaggregated by low-income status

Note: Student groups where N ≤ 10 are suppressed with an asterisk (), per CCCCCO equity reporting guidelines.*

	No help		Some help		A great help		Grand Total	
	#	%	#	%	#	%	#	%
Low Income	10	3%	136	38%	215	60%	361	100%
Non Low Income	*	*	30	29%	66	64%	103	100%
Grand Total	17	4%	166	36%	281	61%	464	100%

Results by Student Characteristics (Question 4)

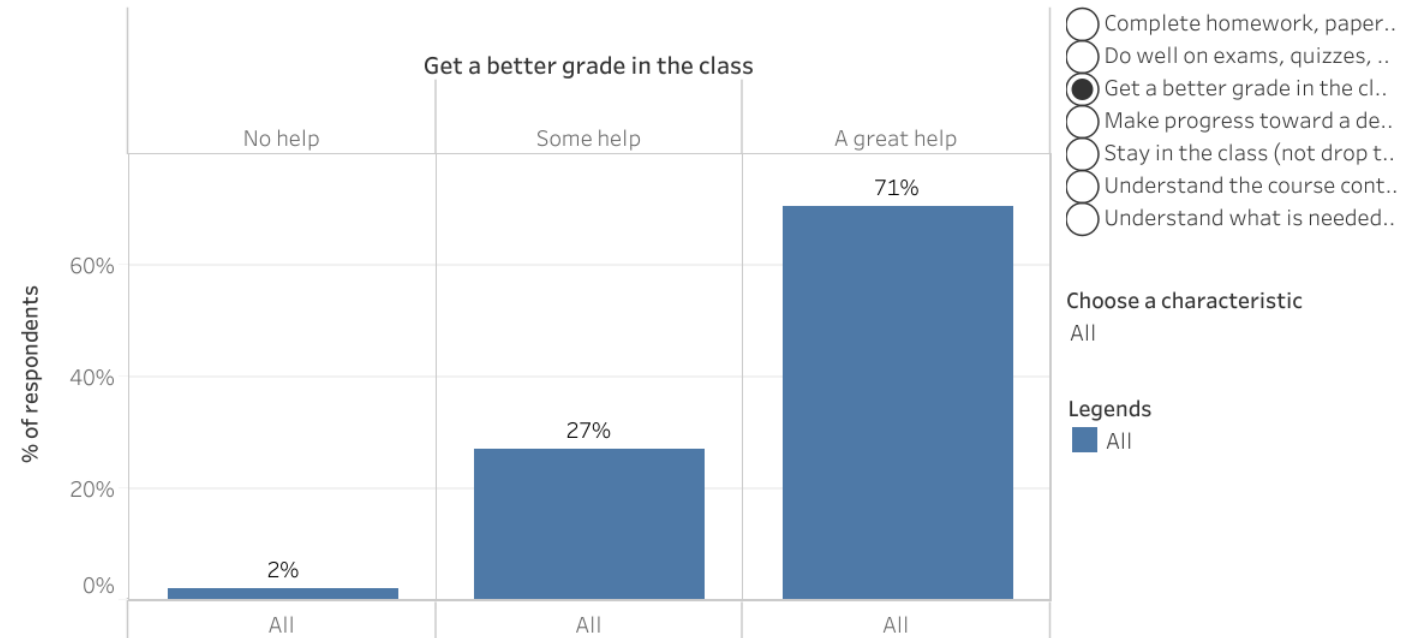
Only showing groups with N ≥ 10

How much did tutoring help you with...?

“How much did tutoring help you with...

...getting a better grade in the class.”

Not disaggregated by any student characteristic



Note: Student groups where N ≤ 10 are suppressed with an asterisk (), per CCCCCO equity reporting guidelines.*

	No help		Some help		A great help		Grand Total	
	#	%	#	%	#	%	#	%
All	11	2%	137	27%	356	71%	504	100%
Grand Total	11	2%	137	27%	356	71%	504	100%

Results by Student Characteristics (Question 4)

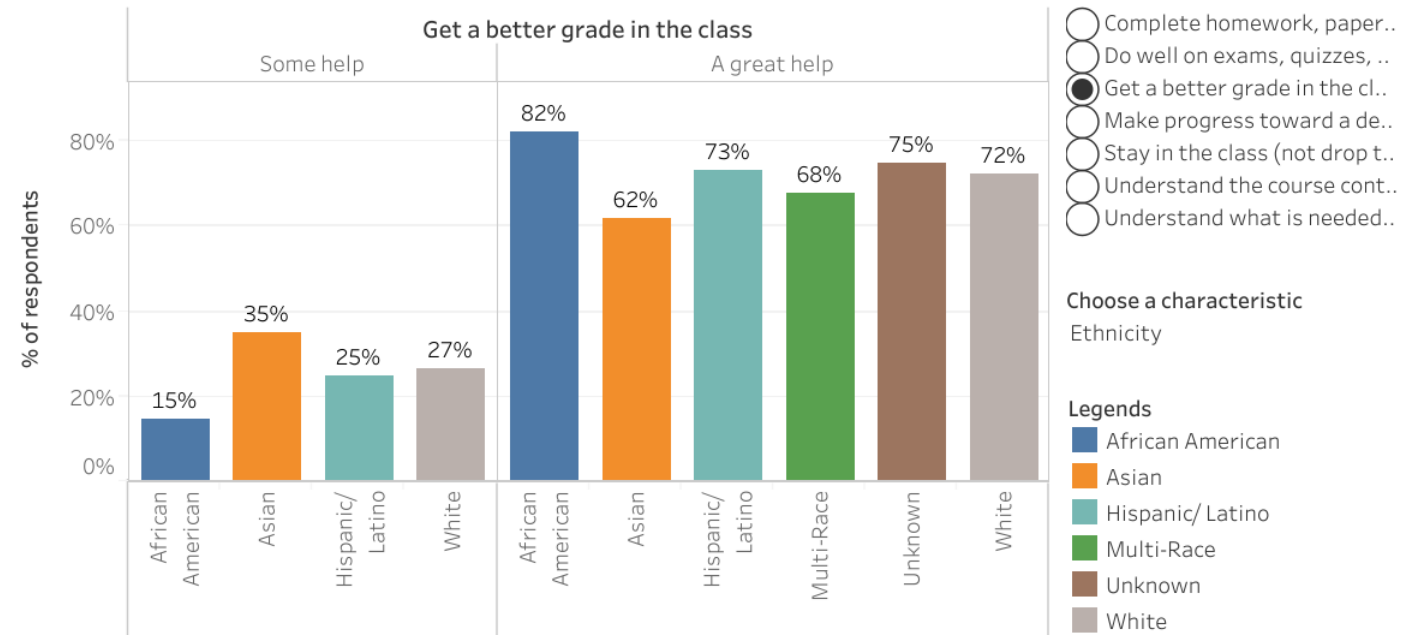
Only showing groups with N ≥ 10

How much did tutoring help you with...?

“How much did tutoring help you with...

...getting a better grade in the class.”

disaggregated by ethnicity



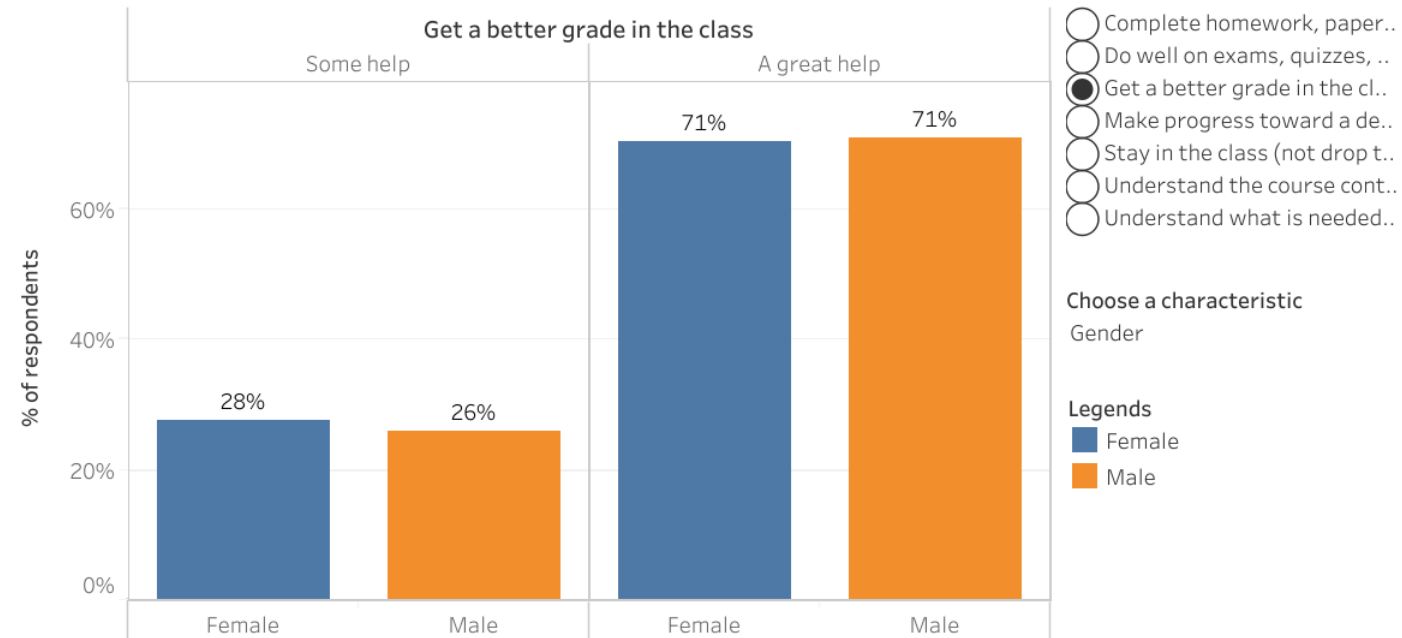
Note: Student groups where N ≤ 10 are suppressed with an asterisk (), per CCCCCO equity reporting guidelines.*

	No help		Some help		A great help		Grand Total	
	#	%	#	%	#	%	#	%
African American	*	*	10	15%	56	82%	68	100%
Asian	*	*	56	35%	99	62%	160	100%
Filipino			*	*	*	*	11	100%
Hispanic/ Latino	*	*	30	25%	88	73%	120	100%
Multi-Race	*	*	*	*	17	68%	25	100%
Native American					*	*	*	*
Other Non-White					*	*	*	*
Pacific Islander			*	*	*	*	*	*
Unknown			*	*	12	75%	16	100%
White	*	*	25	27%	68	72%	94	100%
Grand Total	11	2%	137	27%	356	71%	504	100%

Results by Student Characteristics (Question 4)

Only showing groups with N ≥ 10

How much did tutoring help you with...?



**“How much did tutoring help you with...
...getting a better grade in the class.”**

disaggregated by gender

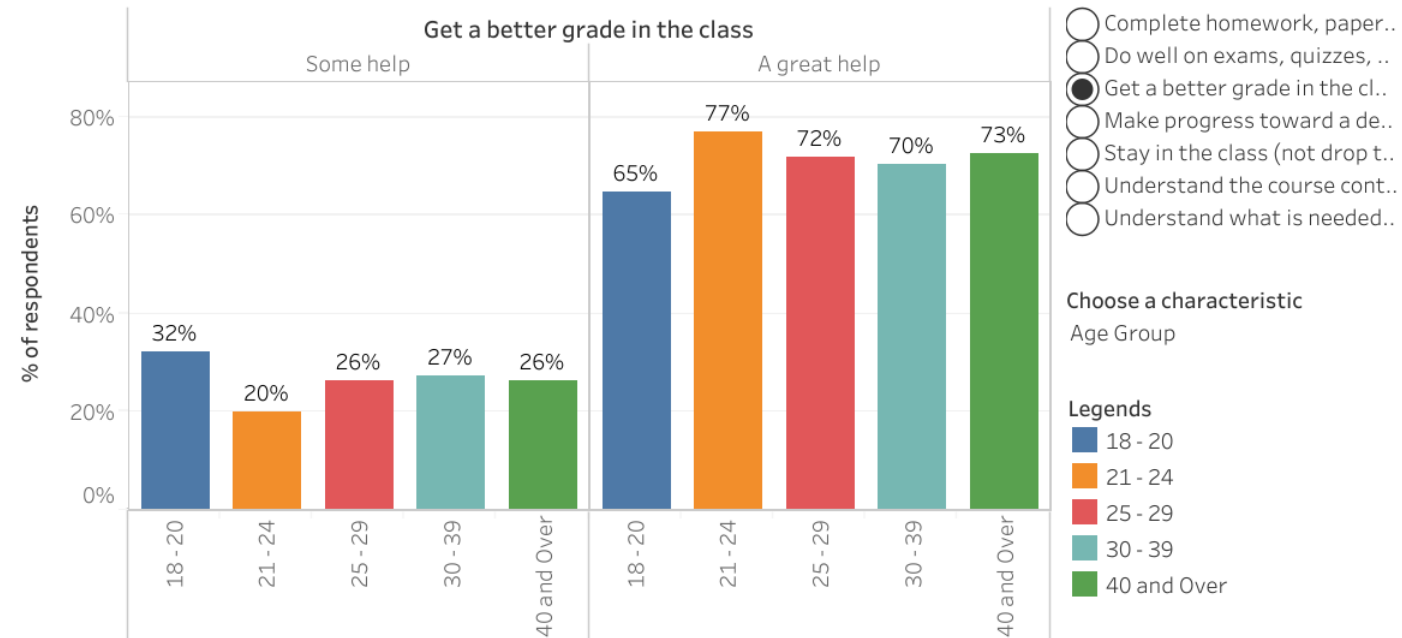
Note: Student groups where N ≤ 10 are suppressed with an asterisk (), per CCCCCO equity reporting guidelines.*

	No help		Some help		A great help		Grand Total	
	#	%	#	%	#	%	#	%
Female	*	*	80	28%	204	71%	289	100%
Male	*	*	54	26%	148	71%	208	100%
U			*	*	*	*	*	*
Grand Total	11	2%	137	27%	356	71%	504	100%

Results by Student Characteristics (Question 4)

Only showing groups with N ≥ 10

How much did tutoring help you with...?



“How much did tutoring help you with...

...getting a better grade in the class.”

disaggregated by age group

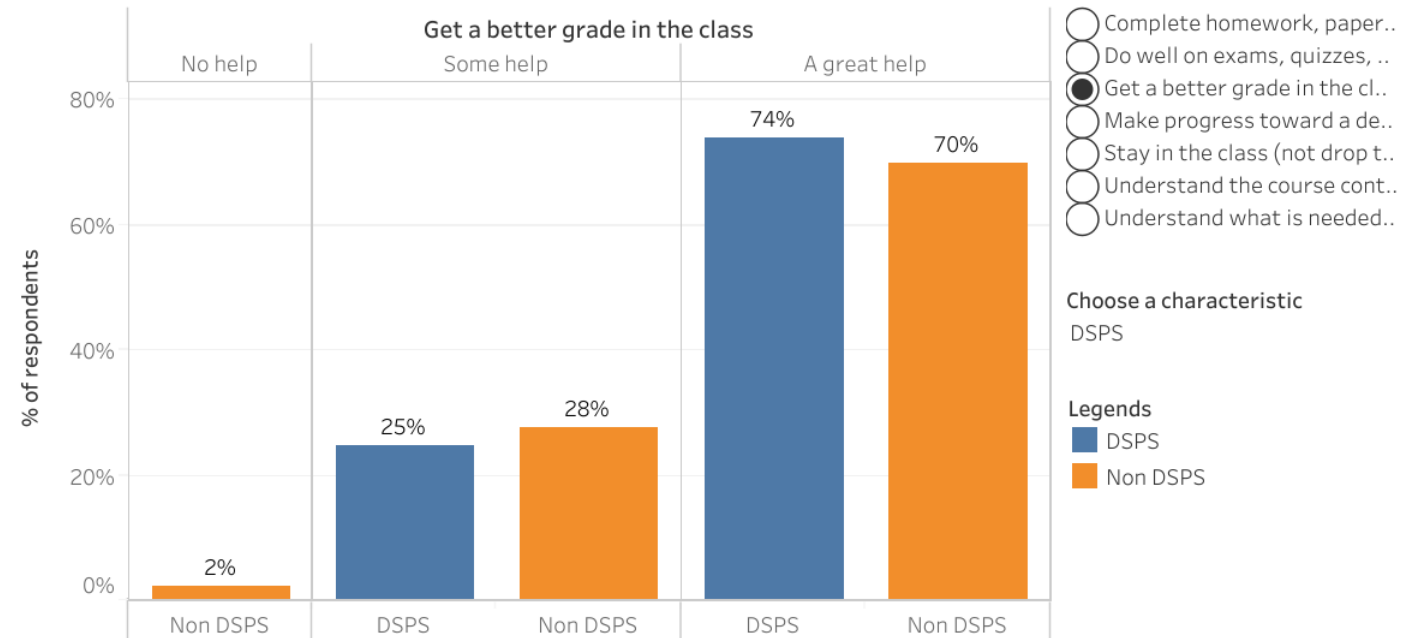
Note: Student groups where $N \leq 10$ are suppressed with an asterisk (), per CCCCCO equity reporting guidelines.*

	No help		Some help		A great help		Grand Total	
	#	%	#	%	#	%	#	%
18 - 20	*	*	45	32%	91	65%	140	100%
21 - 24	*	*	19	20%	73	77%	95	100%
25 - 29	*	*	18	26%	49	72%	68	100%
30 - 39	*	*	25	27%	64	70%	91	100%
40 and Over	*	*	28	26%	77	73%	106	100%
Grand Total	11	2%	137	27%	356	71%	504	100%

Results by Student Characteristics (Question 4)

Only showing groups with N ≥ 10

How much did tutoring help you with...?



“How much did tutoring help you with...

...getting a better grade in the class.”

disaggregated by disability status

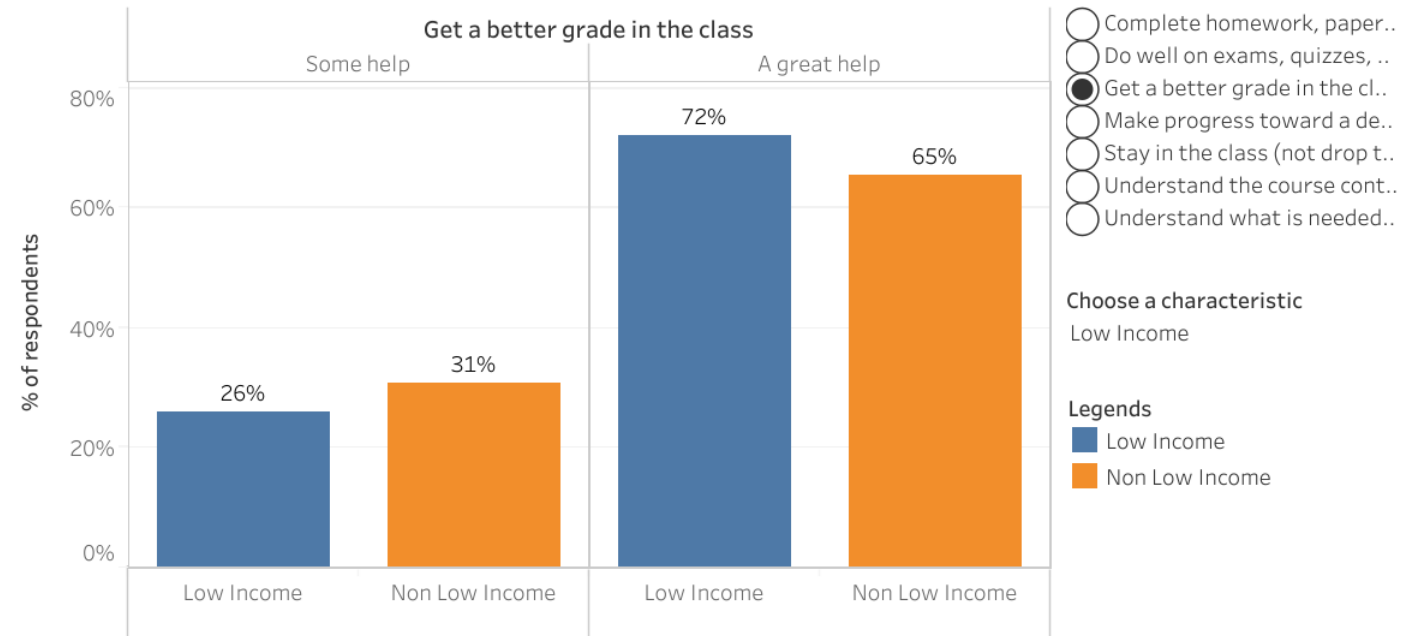
Note: Student groups where N ≤ 10 are suppressed with an asterisk (), per CCCCCO equity reporting guidelines.*

	No help		Some help		A great help		Grand Total	
	#	%	#	%	#	%	#	%
DSPS	*	*	20	25%	60	74%	81	100%
Non DSPS	10	2%	117	28%	296	70%	423	100%
Grand Total	11	2%	137	27%	356	71%	504	100%

Results by Student Characteristics (Question 4)

Only showing groups with N ≥ 10

How much did tutoring help you with...?



**“How much did tutoring help you with...
...getting a better grade in the class.”**

disaggregated by low-income status

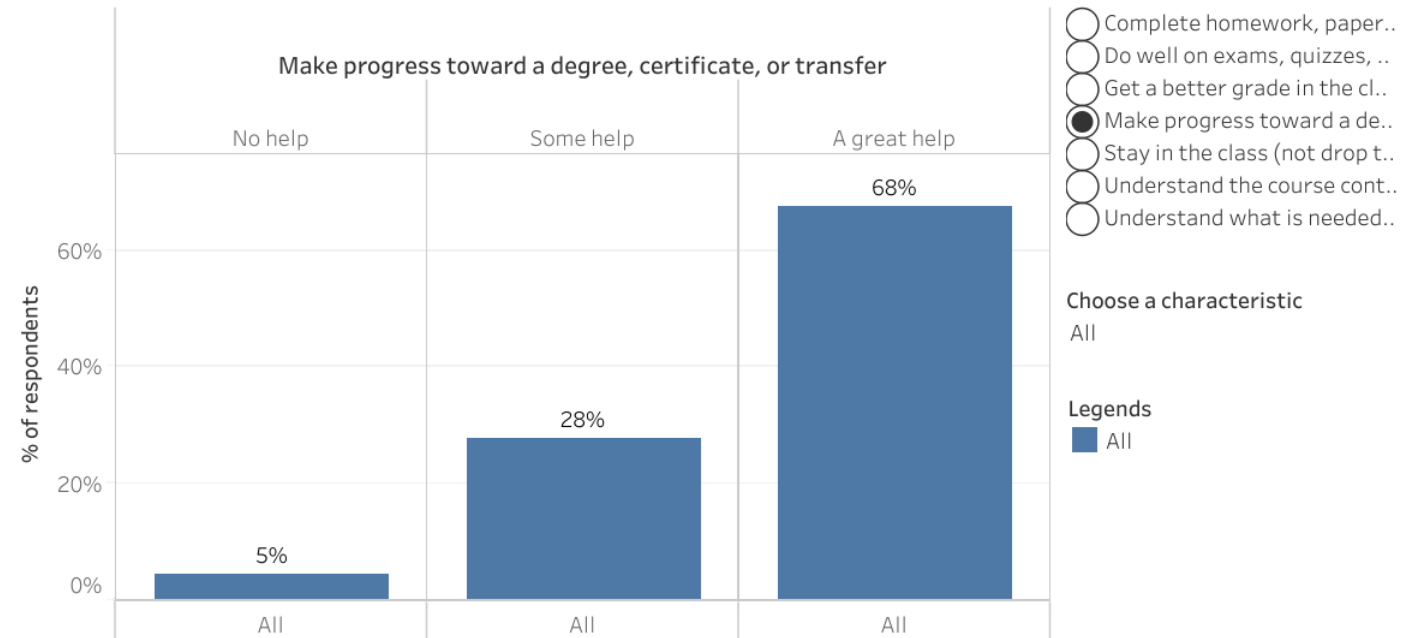
Note: Student groups where N ≤ 10 are suppressed with an asterisk (), per CCCCCO equity reporting guidelines.*

	No help		Some help		A great help		Grand Total	
	#	%	#	%	#	%	#	%
Low Income	*	*	102	26%	282	72%	391	100%
Non Low Income	*	*	35	31%	74	65%	113	100%
Grand Total	11	2%	137	27%	356	71%	504	100%

Results by Student Characteristics (Question 4)

Only showing groups with N ≥ 10

How much did tutoring help you with...?



“How much did tutoring help you with...

...making progress toward a degree, certificate, or transfer.”

not disaggregated by any student characteristic

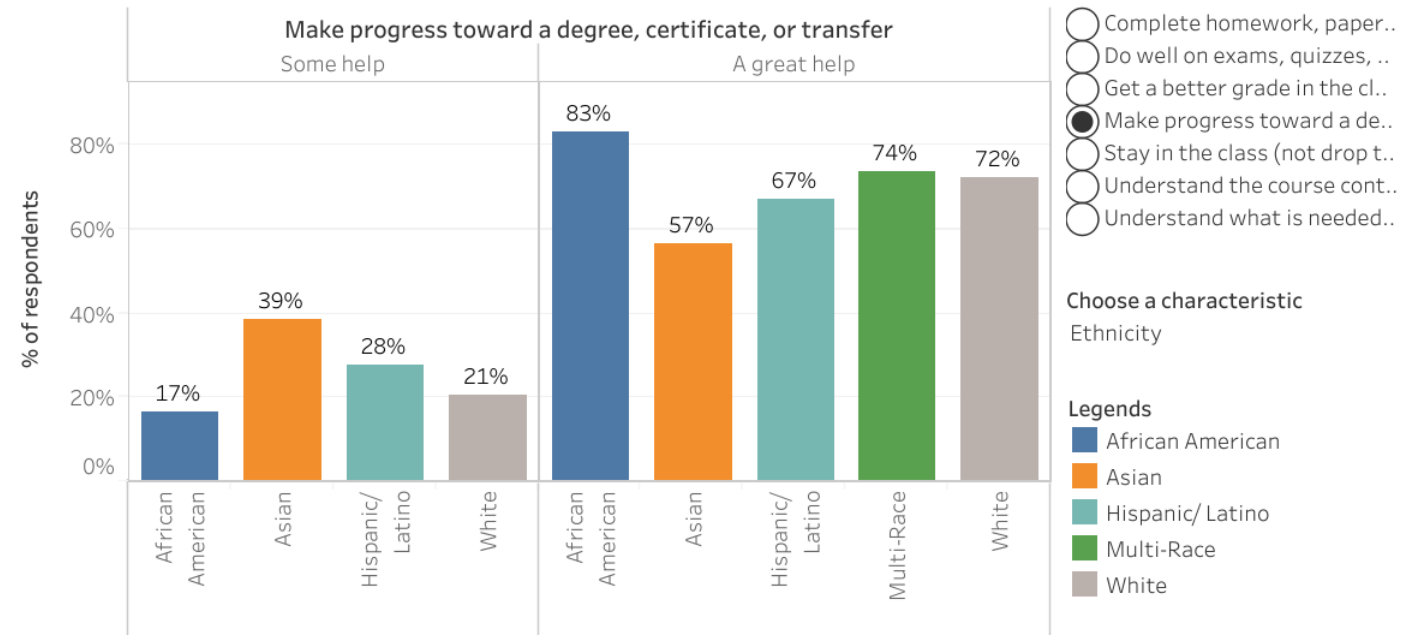
Note: Student groups where $N \leq 10$ are suppressed with an asterisk (), per CCCCCO equity reporting guidelines.*

	No help		Some help		A great help		Grand Total	
	#	%	#	%	#	%	#	%
All	21	5%	130	28%	315	68%	466	100%
Grand Total	21	5%	130	28%	315	68%	466	100%

Results by Student Characteristics (Question 4)

Only showing groups with N ≥ 10

How much did tutoring help you with...?



“How much did tutoring help you with...

...making progress toward a degree, certificate, or transfer.”

disaggregated by ethnicity

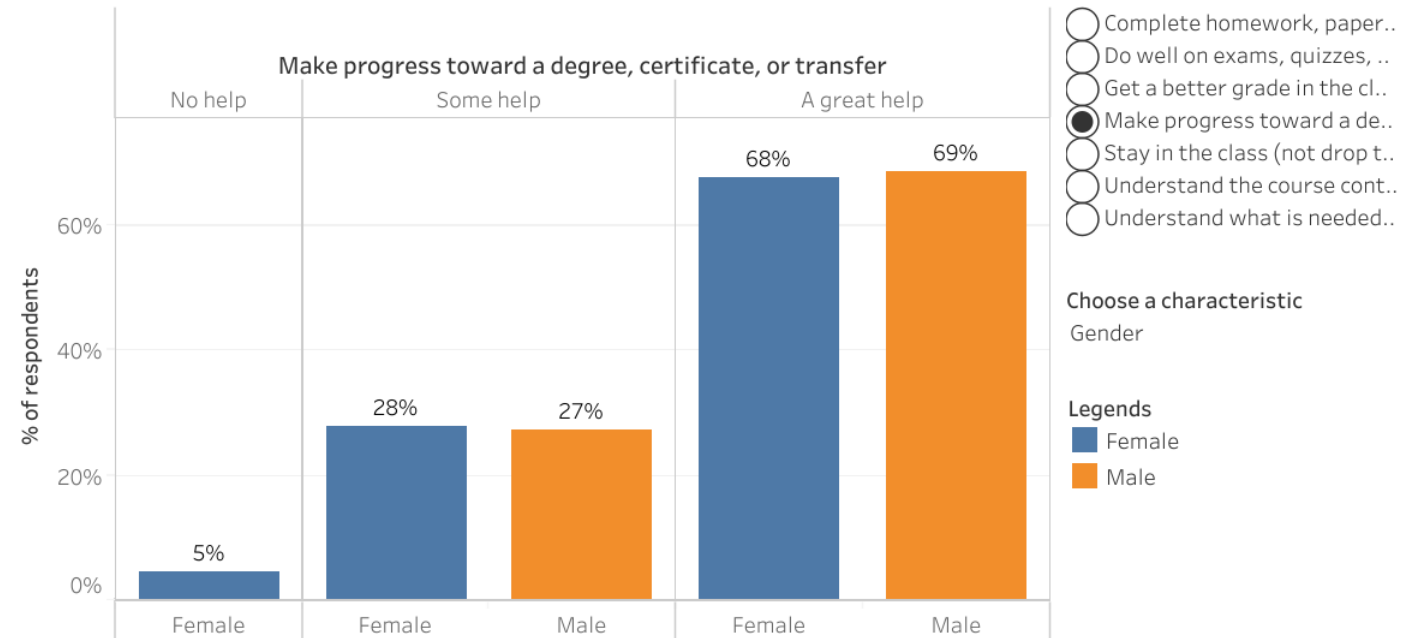
Note: Student groups where N ≤ 10 are suppressed with an asterisk (), per CCCCCO equity reporting guidelines.*

	No help		Some help		A great help		Grand Total	
	#	%	#	%	#	%	#	%
African American			11	17%	55	83%	66	100%
Asian	*	*	58	39%	85	57%	150	100%
Filipino			*	*	*	*	11	100%
Hispanic/ Latino	*	*	29	28%	70	67%	104	100%
Multi-Race			*	*	17	74%	23	100%
Other Non-White					*	*	*	*
Pacific Islander			*	*	*	*	*	*
Unknown	*	*	*	*	*	*	16	100%
White	*	*	18	21%	63	72%	87	100%
Grand Total	21	5%	130	28%	315	68%	466	100%

Results by Student Characteristics (Question 4)

Only showing groups with N ≥ 10

How much did tutoring help you with...?



“How much did tutoring help you with...

...making progress toward a degree, certificate, or transfer.”

disaggregated by gender

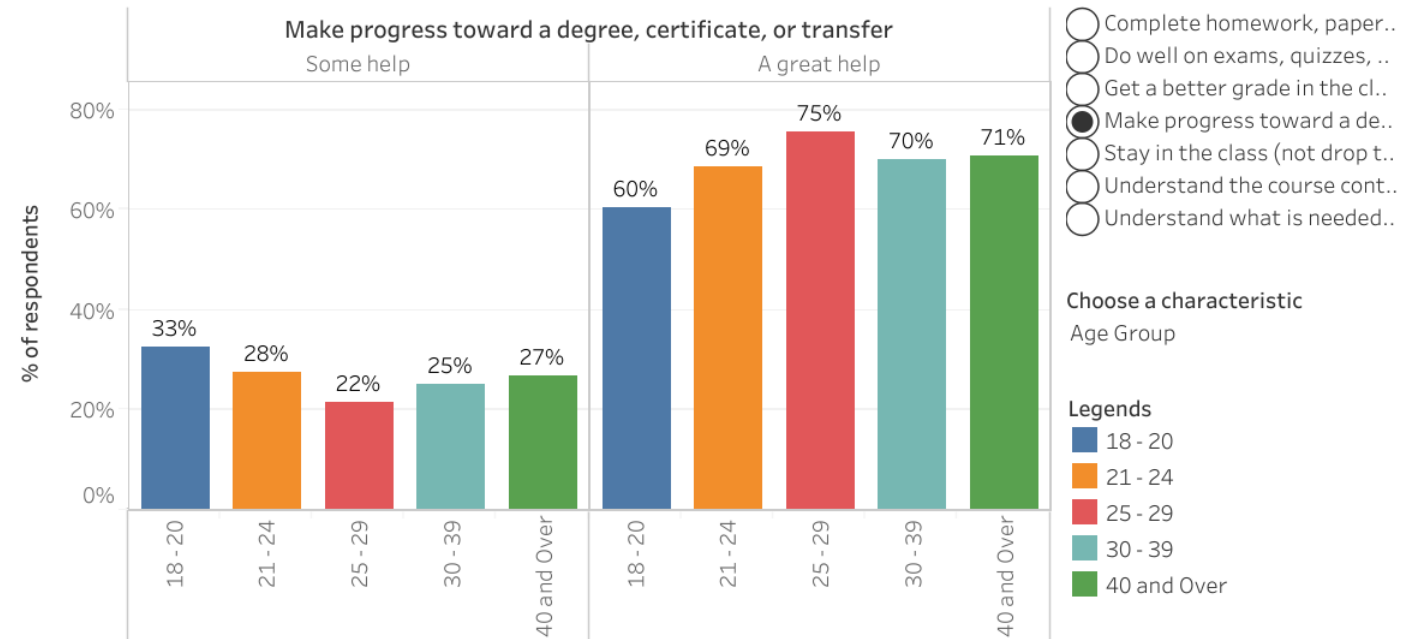
Note: Student groups where $N \leq 10$ are suppressed with an asterisk (), per CCCCCO equity reporting guidelines.*

	No help		Some help		A great help		Grand Total	
	#	%	#	%	#	%	#	%
Female	12	5%	74	28%	180	68%	266	100%
Male	*	*	53	27%	133	69%	194	100%
U	*	*	*	*	*	*	*	*
Grand Total	21	5%	130	28%	315	68%	466	100%

Results by Student Characteristics (Question 4)

Only showing groups with N ≥ 10

How much did tutoring help you with...?



“How much did tutoring help you with...

...making progress toward a degree, certificate, or transfer.”

disaggregated by age group

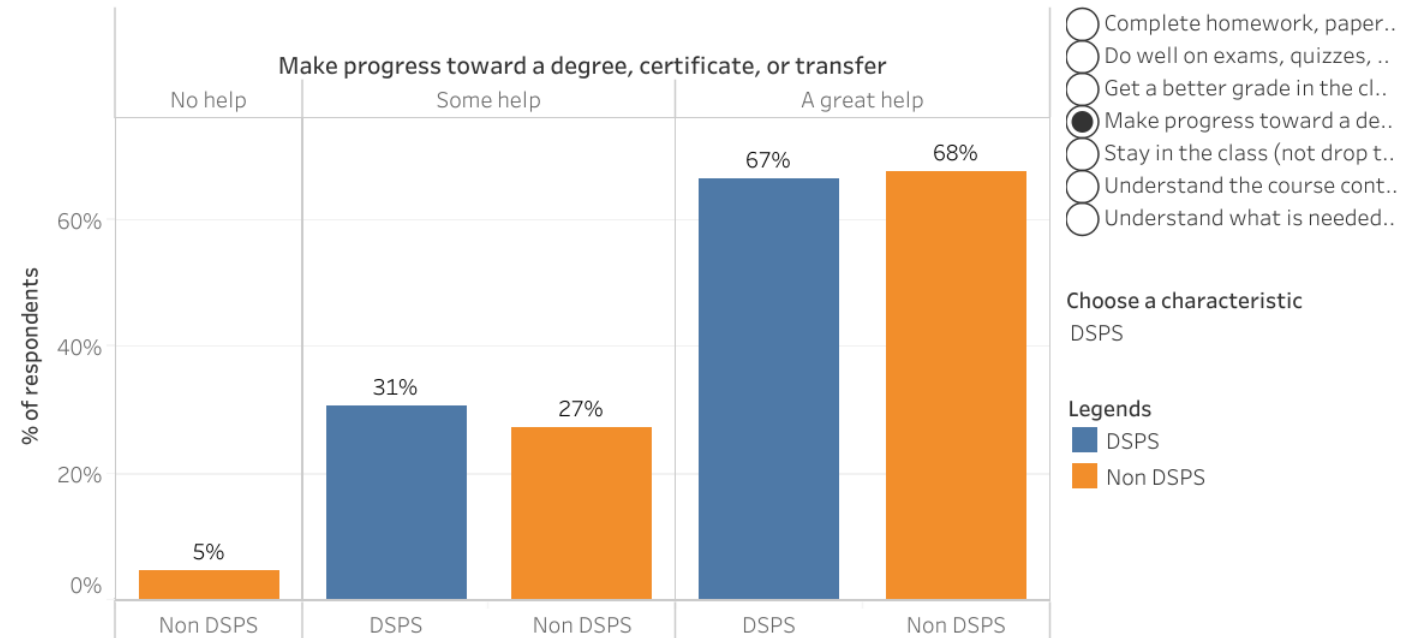
Note: Student groups where $N \leq 10$ are suppressed with an asterisk (), per CCCCCO equity reporting guidelines.*

	No help		Some help		A great help		Grand Total	
	#	%	#	%	#	%	#	%
18 - 20	*	*	44	33%	81	60%	134	100%
21 - 24	*	*	23	28%	57	69%	83	100%
25 - 29	*	*	14	22%	49	75%	65	100%
30 - 39	*	*	22	25%	61	70%	87	100%
40 and Over	*	*	25	27%	66	71%	93	100%
Grand Total	21	5%	130	28%	315	68%	466	100%

Results by Student Characteristics (Question 4)

Only showing groups with N ≥ 10

How much did tutoring help you with...?



“How much did tutoring help you with...

...making progress toward a degree, certificate, or transfer.”

disaggregated by disability status

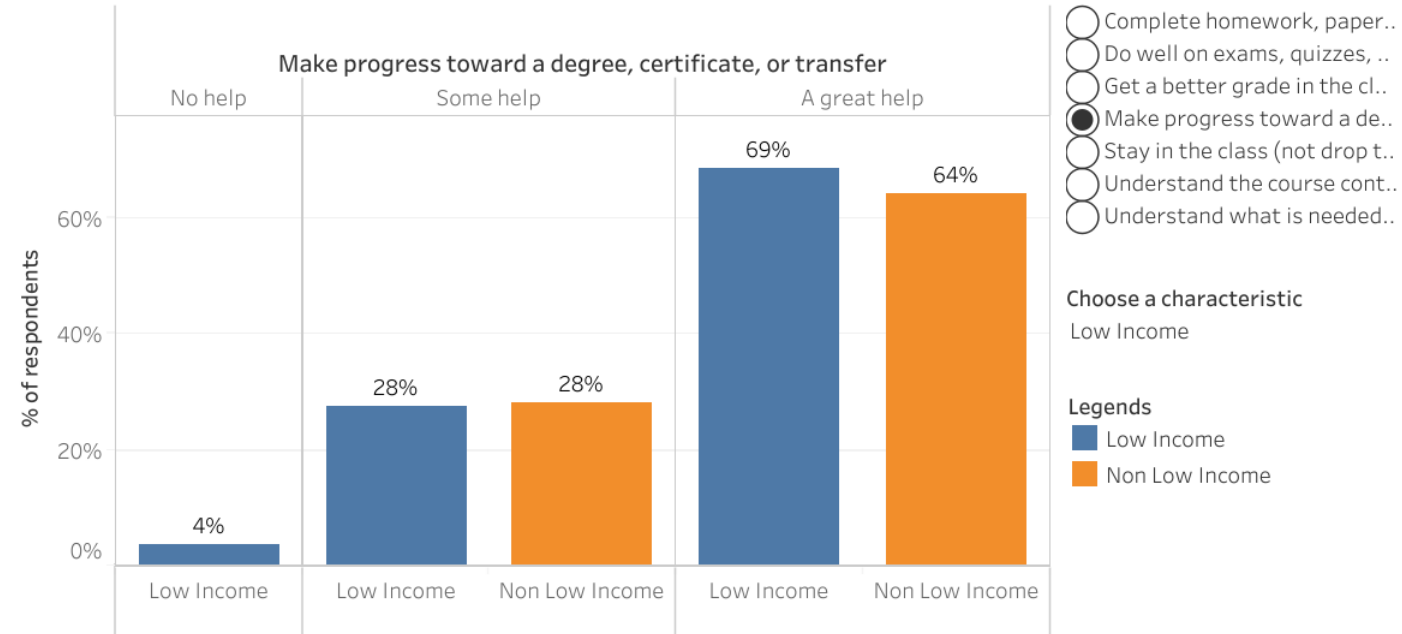
Note: Student groups where N ≤ 10 are suppressed with an asterisk (), per CCCCCO equity reporting guidelines.*

	No help		Some help		A great help		Grand Total	
	#	%	#	%	#	%	#	%
DSPS	*	*	23	31%	50	67%	75	100%
Non DSPS	19	5%	107	27%	265	68%	391	100%
Grand Total	21	5%	130	28%	315	68%	466	100%

Results by Student Characteristics (Question 4)

Only showing groups with N ≥ 10

How much did tutoring help you with...?



Note: Student groups where N ≤ 10 are suppressed with an asterisk (), per CCCCCO equity reporting guidelines.*

“How much did tutoring help you with...

...making progress toward a degree, certificate, or transfer.”

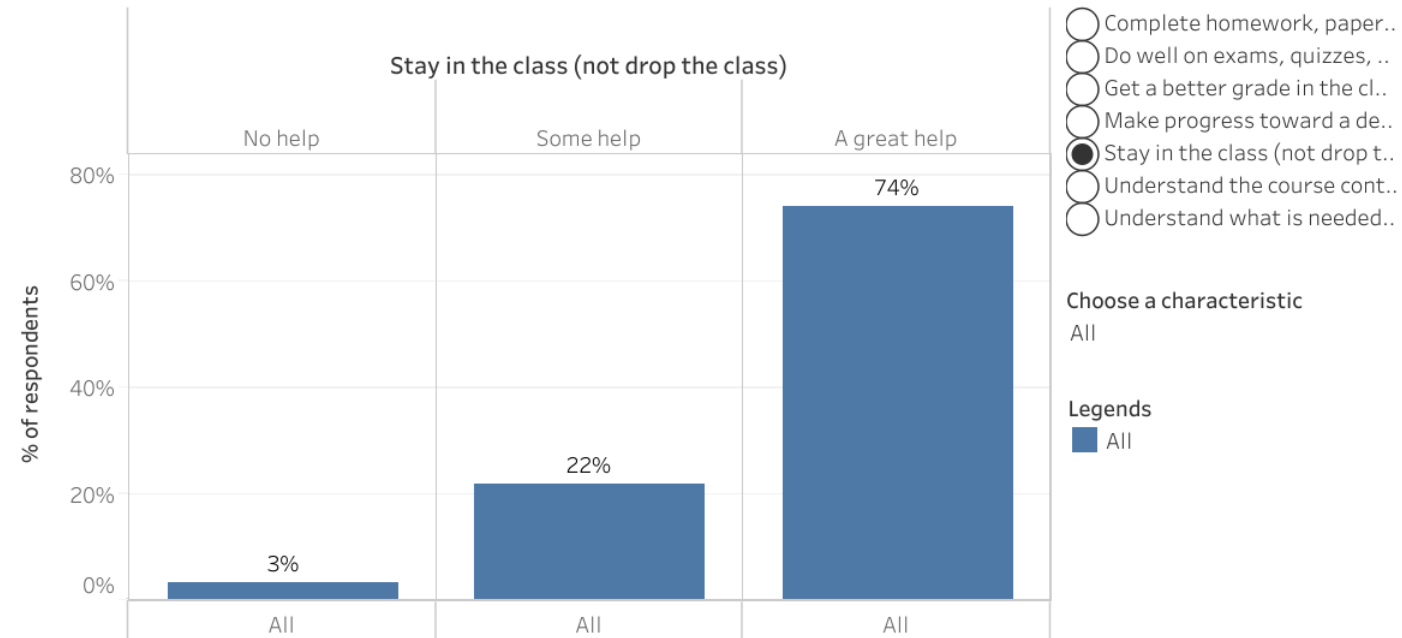
disaggregated by low-income status

	No help		Some help		A great help		Grand Total	
	#	%	#	%	#	%	#	%
Low Income	13	4%	100	28%	247	69%	360	100%
Non Low Income	*	*	30	28%	68	64%	106	100%
Grand Total	21	5%	130	28%	315	68%	466	100%

Results by Student Characteristics (Question 4)

Only showing groups with N ≥ 10

How much did tutoring help you with...?



“How much did tutoring help you with...

...staying in the class (not dropping the class).”

not disaggregated by any student characteristic

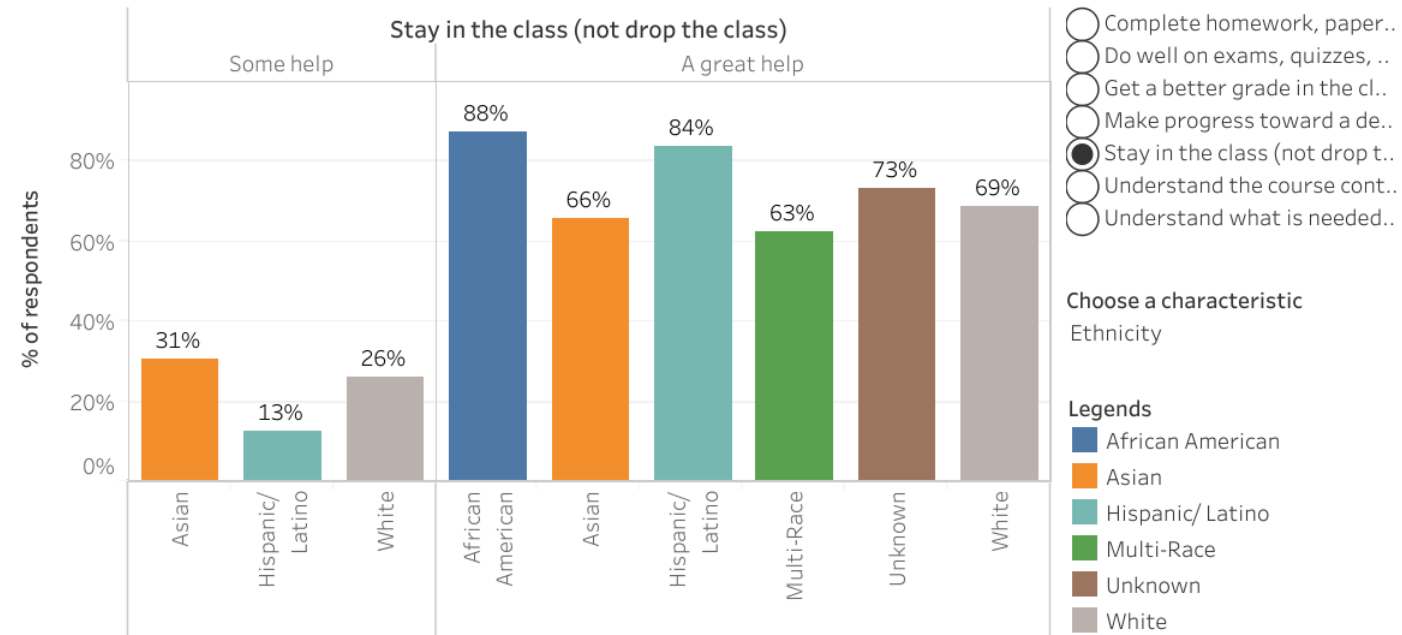
Note: Student groups where $N \leq 10$ are suppressed with an asterisk (), per CCCCCO equity reporting guidelines.*

	No help		Some help		A great help		Grand Total	
	#	%	#	%	#	%	#	%
All	16	3%	103	22%	345	74%	464	100%
Grand Total	16	3%	103	22%	345	74%	464	100%

Results by Student Characteristics (Question 4)

Only showing groups with N ≥ 10

How much did tutoring help you with...?



“How much did tutoring help you with...

...staying in the class (not dropping the class).”

disaggregated by ethnicity

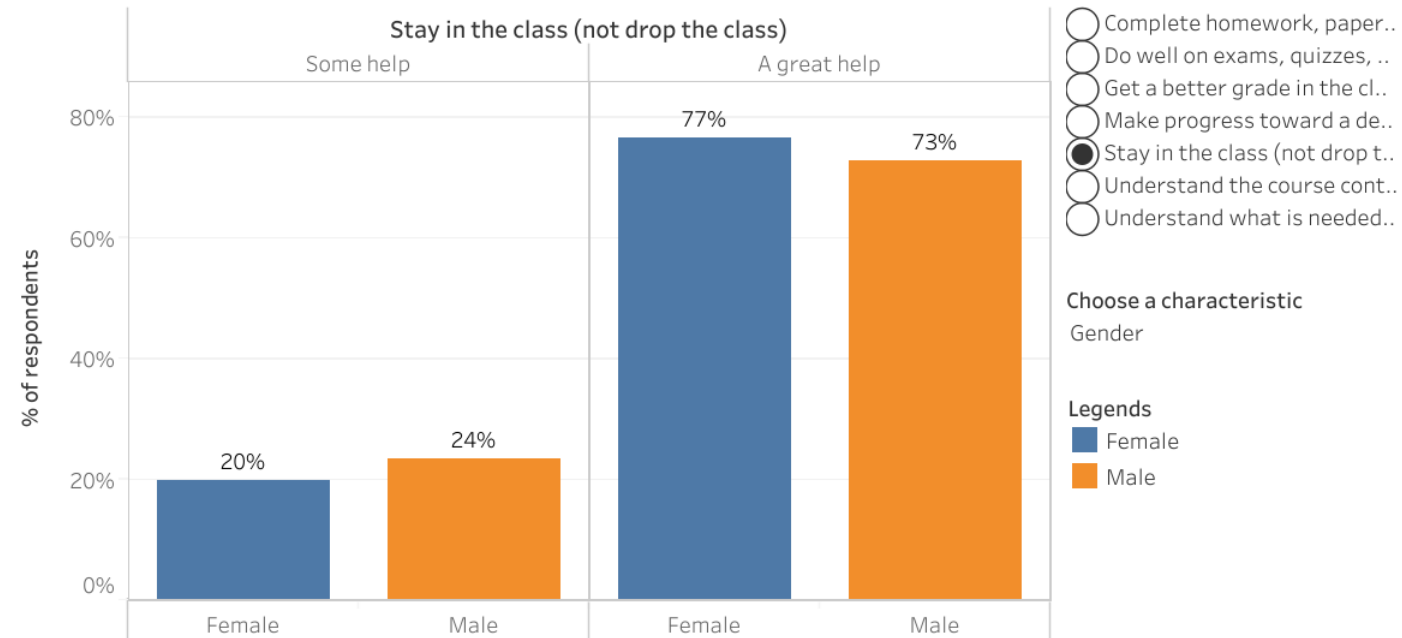
Note: Student groups where $N \leq 10$ are suppressed with an asterisk (), per CCCCCO equity reporting guidelines.*

	No help		Some help		A great help		Grand Total	
	#	%	#	%	#	%	#	%
African American			*	*	56	88%	64	100%
Asian	*	*	47	31%	101	66%	154	100%
Filipino			*	*	*	*	10	100%
Hispanic/ Latino	*	*	13	13%	87	84%	104	100%
Multi-Race	*	*	*	*	15	63%	24	100%
Other Non-White					*	*	*	*
Pacific Islander					*	*	*	*
Unknown			*	*	11	73%	15	100%
White	*	*	22	26%	58	69%	84	100%
Grand Total	16	3%	103	22%	345	74%	464	100%

Results by Student Characteristics (Question 4)

Only showing groups with N ≥ 10

How much did tutoring help you with...?



“How much did tutoring help you with...

...staying in the class (not dropping the class).”

disaggregated by gender

Note: Student groups where N ≤ 10 are suppressed with an asterisk (), per CCCCCO equity reporting guidelines.*

	No help		Some help		A great help		Grand Total	
	#	%	#	%	#	%	#	%
Female	*	*	53	20%	204	77%	266	100%
Male	*	*	45	24%	139	73%	191	100%
U			*	*	*	*	*	*
Grand Total	16	3%	103	22%	345	74%	464	100%

Results by Student Characteristics (Question 4)

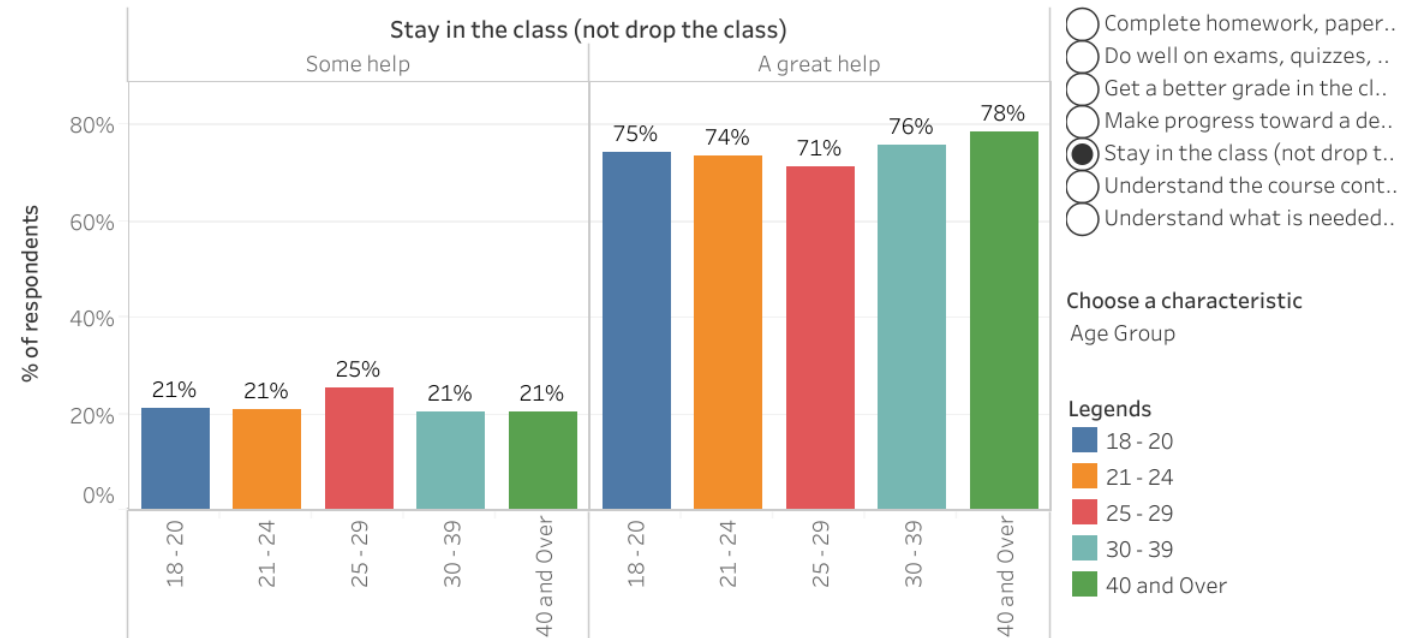
Only showing groups with N ≥ 10

How much did tutoring help you with...?

“How much did tutoring help you with...

...staying in the class (not dropping the class).”

disaggregated by age group



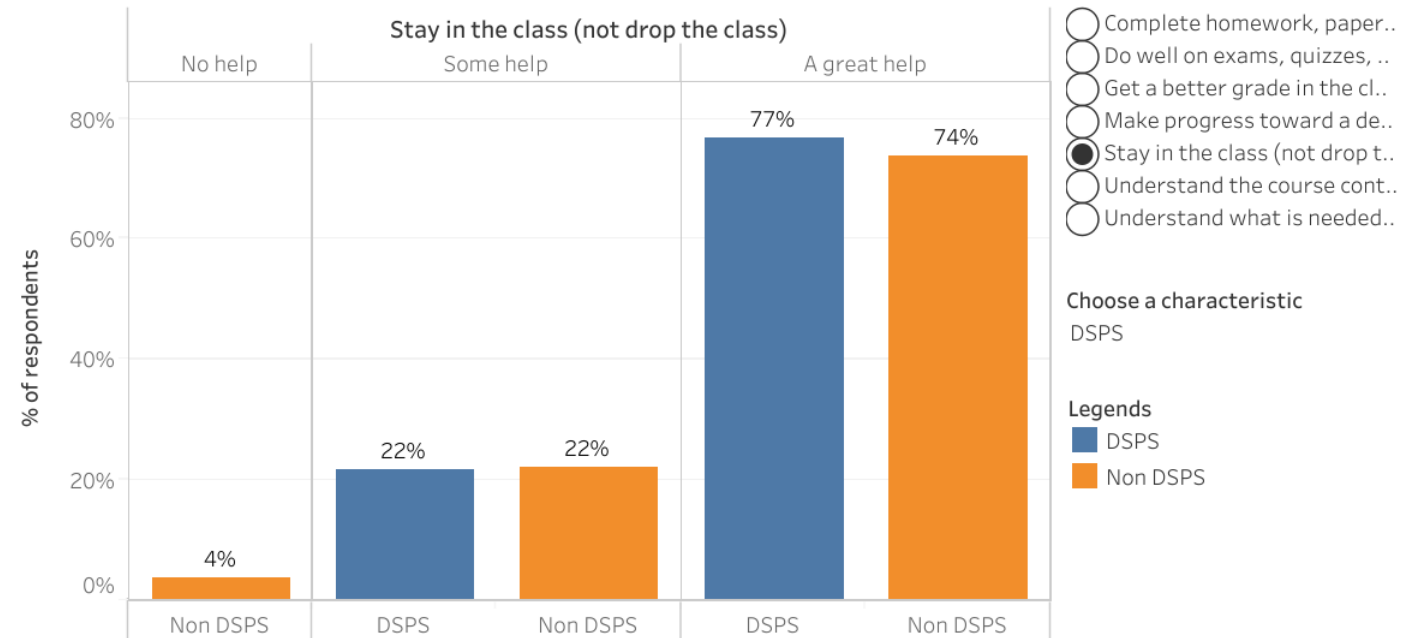
Note: Student groups where $N \leq 10$ are suppressed with an asterisk (), per CCCCCO equity reporting guidelines.*

	No help		Some help		A great help		Grand Total	
	#	%	#	%	#	%	#	%
18 - 20	*	*	26	21%	91	75%	122	100%
21 - 24	*	*	19	21%	67	74%	91	100%
25 - 29	*	*	16	25%	45	71%	63	100%
30 - 39	*	*	18	21%	66	76%	87	100%
40 and Over	*	*	20	21%	76	78%	97	100%
Grand Total	16	3%	103	22%	345	74%	464	100%

Results by Student Characteristics (Question 4)

Only showing groups with N ≥ 10

How much did tutoring help you with...?



“How much did tutoring help you with...

...staying in the class (not dropping the class).”

disaggregated by disability status

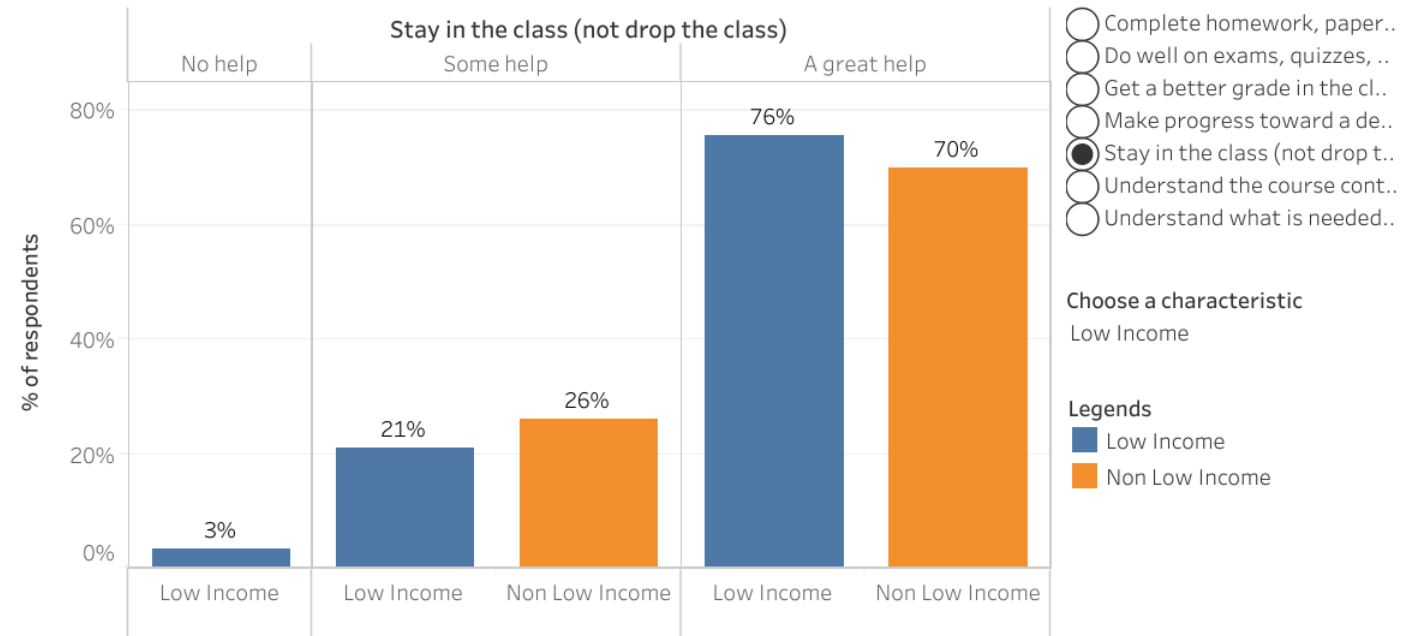
Note: Student groups where N ≤ 10 are suppressed with an asterisk (), per CCCCCO equity reporting guidelines.*

	No help		Some help		A great help		Grand Total	
	#	%	#	%	#	%	#	%
DSPS	*	*	17	22%	60	77%	78	100%
Non DSPS	15	4%	86	22%	285	74%	386	100%
Grand Total	16	3%	103	22%	345	74%	464	100%

Results by Student Characteristics (Question 4)

Only showing groups with N ≥ 10

How much did tutoring help you with...?



“How much did tutoring help you with...

...staying in the class (not dropping the class).”

disaggregated by low-income status

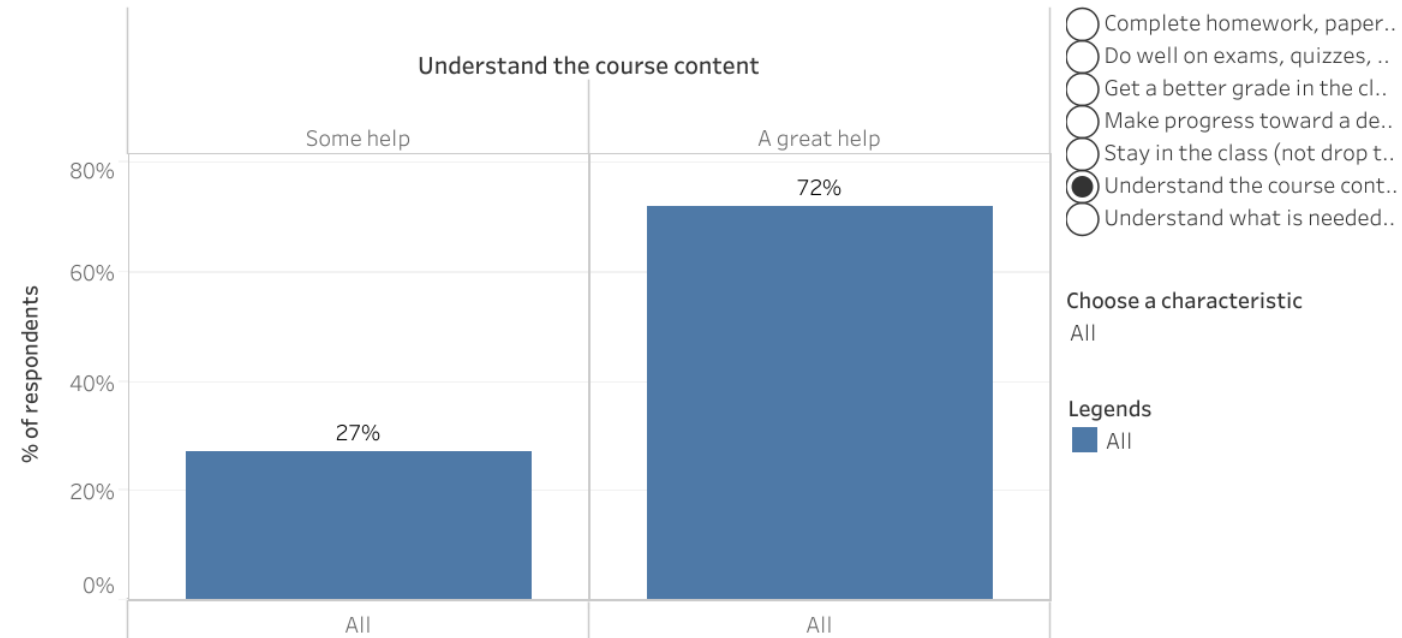
Note: Student groups where N ≤ 10 are suppressed with an asterisk (), per CCCCCO equity reporting guidelines.*

	No help		Some help		A great help		Grand Total	
	#	%	#	%	#	%	#	%
Low Income	12	3%	76	21%	273	76%	361	100%
Non Low Income	*	*	27	26%	72	70%	103	100%
Grand Total	16	3%	103	22%	345	74%	464	100%

Results by Student Characteristics (Question 4)

Only showing groups with N ≥ 10

How much did tutoring help you with...?



“How much did tutoring help you with...

...understanding the course content.”

not disaggregated by any student characteristic

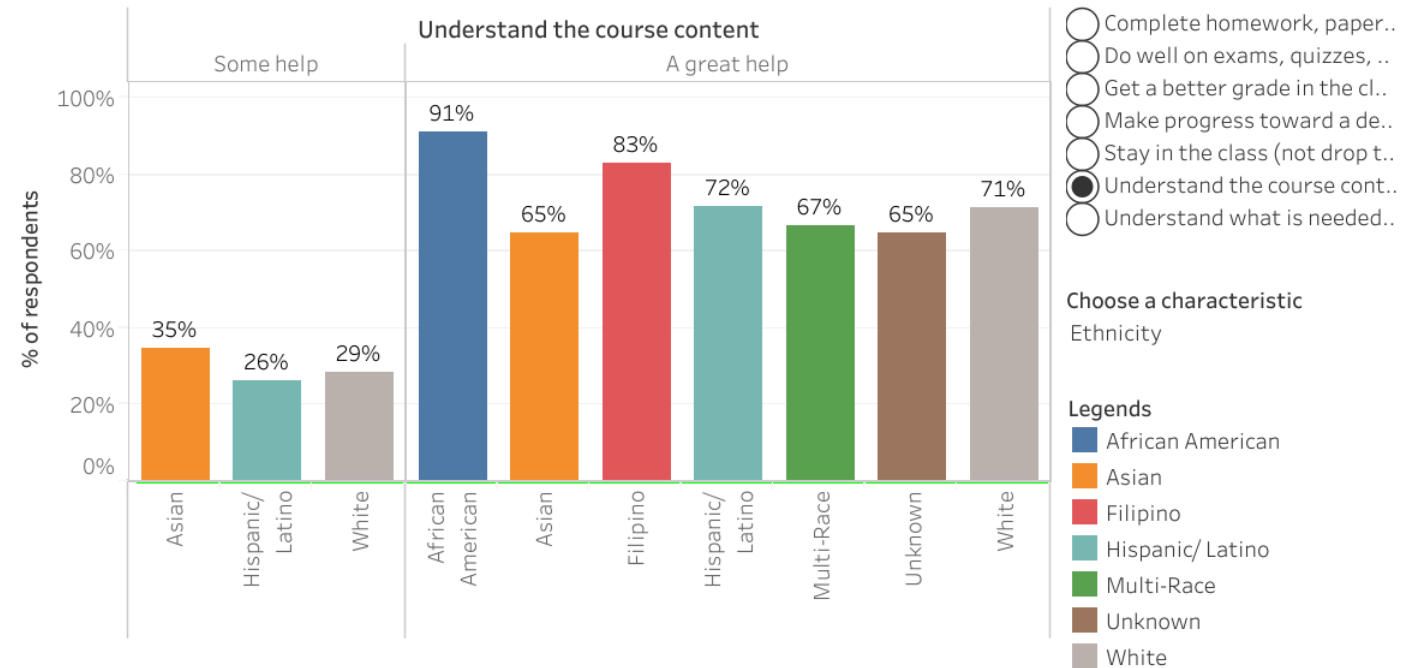
Note: Student groups where N ≤ 10 are suppressed with an asterisk (), per CCCCCO equity reporting guidelines.*

	No help		Some help		A great help		Grand Total	
	#	%	#	%	#	%	#	%
All	*	*	142	27%	375	72%	520	100%
Grand Total	*	*	142	27%	375	72%	520	100%

Results by Student Characteristics (Question 4)

Only showing groups with N ≥ 10

How much did tutoring help you with...?



“How much did tutoring help you with...

...understanding the course content.”

disaggregated by ethnicity

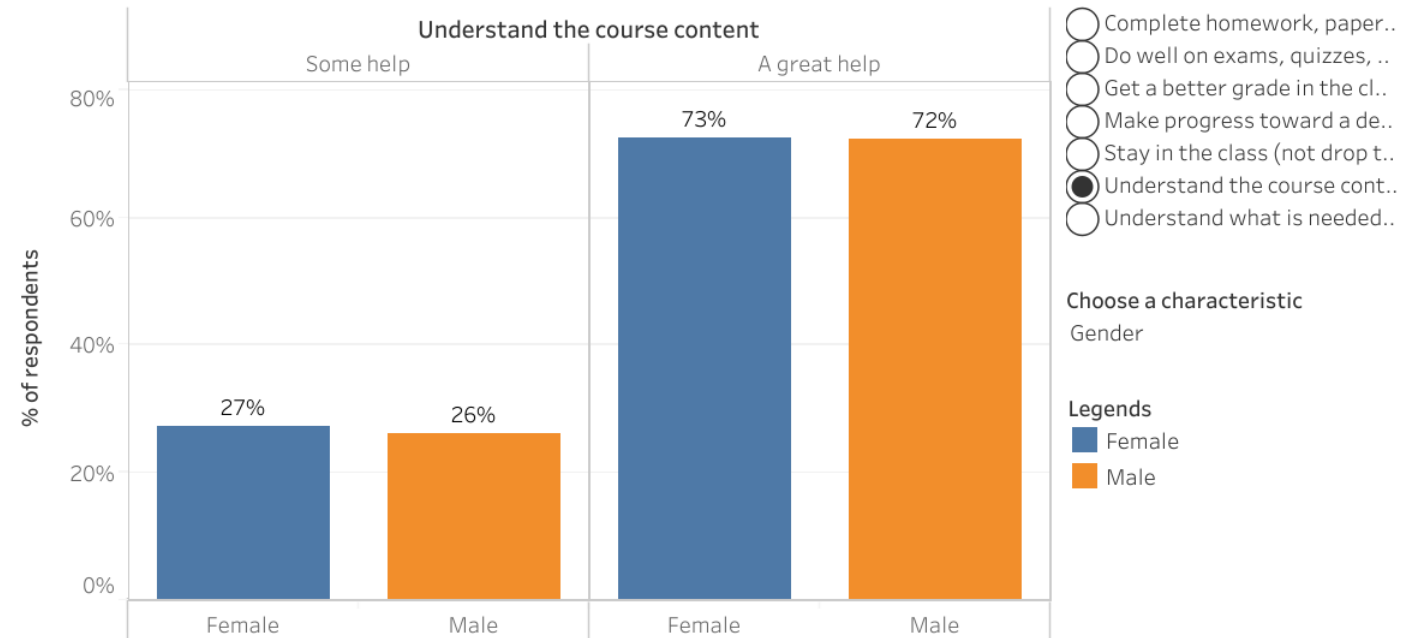
Note: Student groups where N ≤ 10 are suppressed with an asterisk (), per CCCCCO equity reporting guidelines.*

	No help		Some help		A great help		Grand Total	
	#	%	#	%	#	%	#	%
African American			*	*	63	91%	69	100%
Asian	*	*	59	35%	110	65%	170	100%
Filipino			*	*	10	83%	12	100%
Hispanic/ Latino	*	*	31	26%	85	72%	118	100%
Multi-Race			*	*	16	67%	24	100%
Native American					*	*	*	*
Pacific Islander			*	*	*	*	*	*
Unknown			*	*	11	65%	17	100%
White			29	29%	72	71%	101	100%
Grand Total	*	*	142	27%	375	72%	520	100%

Results by Student Characteristics (Question 4)

Only showing groups with N ≥ 10

How much did tutoring help you with...?



“How much did tutoring help you with...

...understanding the course content.”

disaggregated by gender

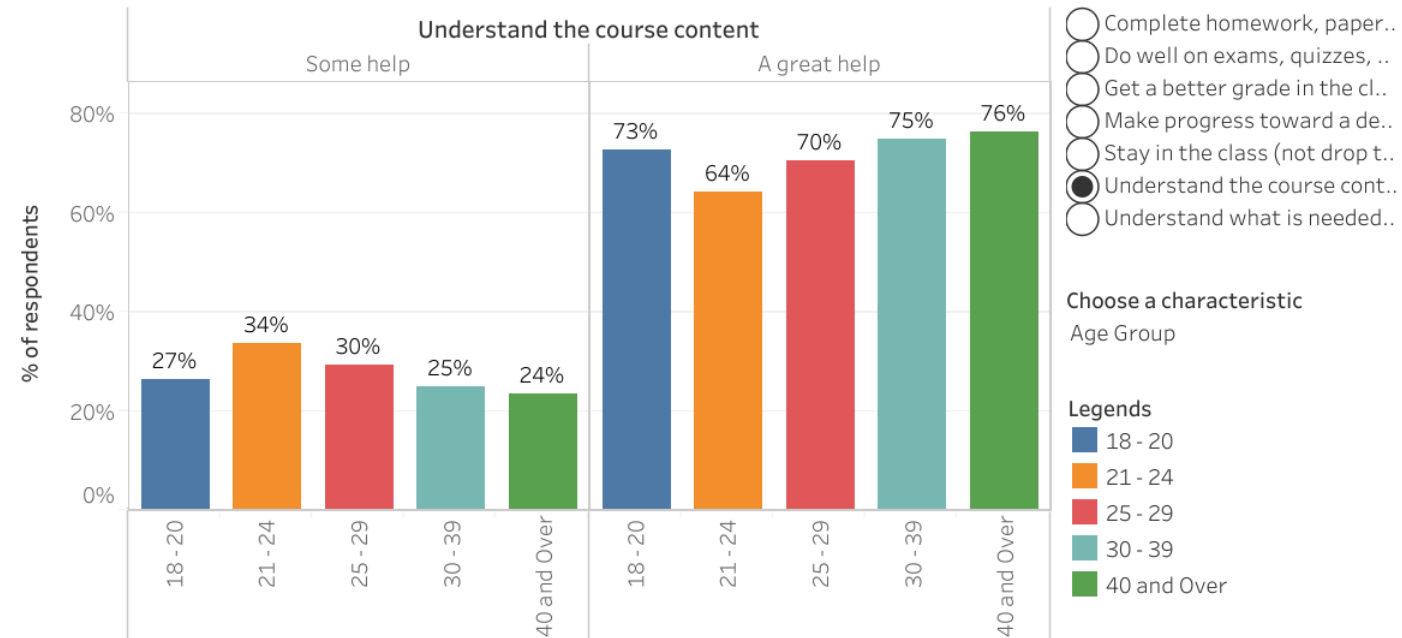
Note: Student groups where N ≤ 10 are suppressed with an asterisk (), per CCCCCO equity reporting guidelines.*

	No help		Some help		A great help		Grand Total	
	#	%	#	%	#	%	#	%
Female			83	27%	220	73%	303	100%
Male	*	*	55	26%	152	72%	210	100%
U			*	*	*	*	*	*
Grand Total	*	*	142	27%	375	72%	520	100%

Results by Student Characteristics (Question 4)

Only showing groups with N ≥ 10

How much did tutoring help you with...?



“How much did tutoring help you with...

...understanding the course content.”

disaggregated by age group

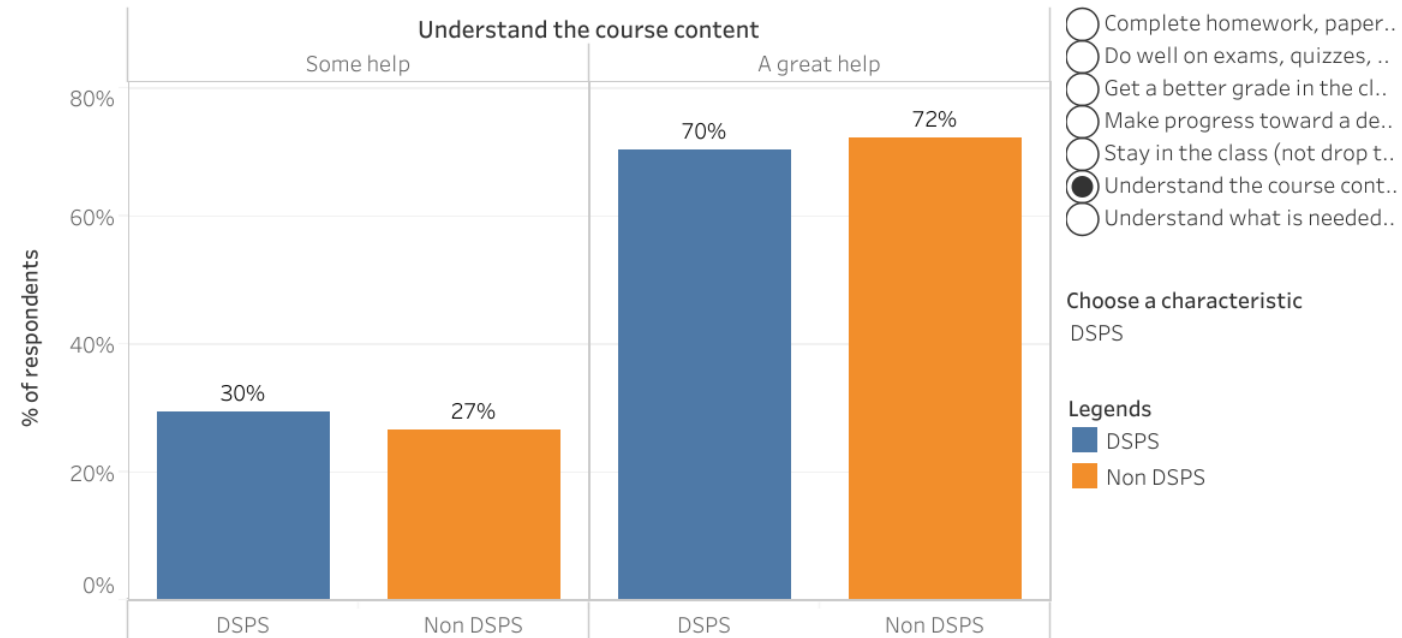
Note: Student groups where N ≤ 10 are suppressed with an asterisk (), per CCCCCO equity reporting guidelines.*

	No help		Some help		A great help		Grand Total	
	#	%	#	%	#	%	#	%
18 - 20	*	*	40	27%	109	73%	150	100%
21 - 24	*	*	32	34%	61	64%	95	100%
25 - 29			21	30%	50	70%	71	100%
30 - 39			24	25%	71	75%	95	100%
40 and Over			25	24%	80	76%	105	100%
Grand Total	*	*	142	27%	375	72%	520	100%

Results by Student Characteristics (Question 4)

Only showing groups with N ≥ 10

How much did tutoring help you with...?



“How much did tutoring help you with...

...understanding the course content.”

disaggregated by disability status

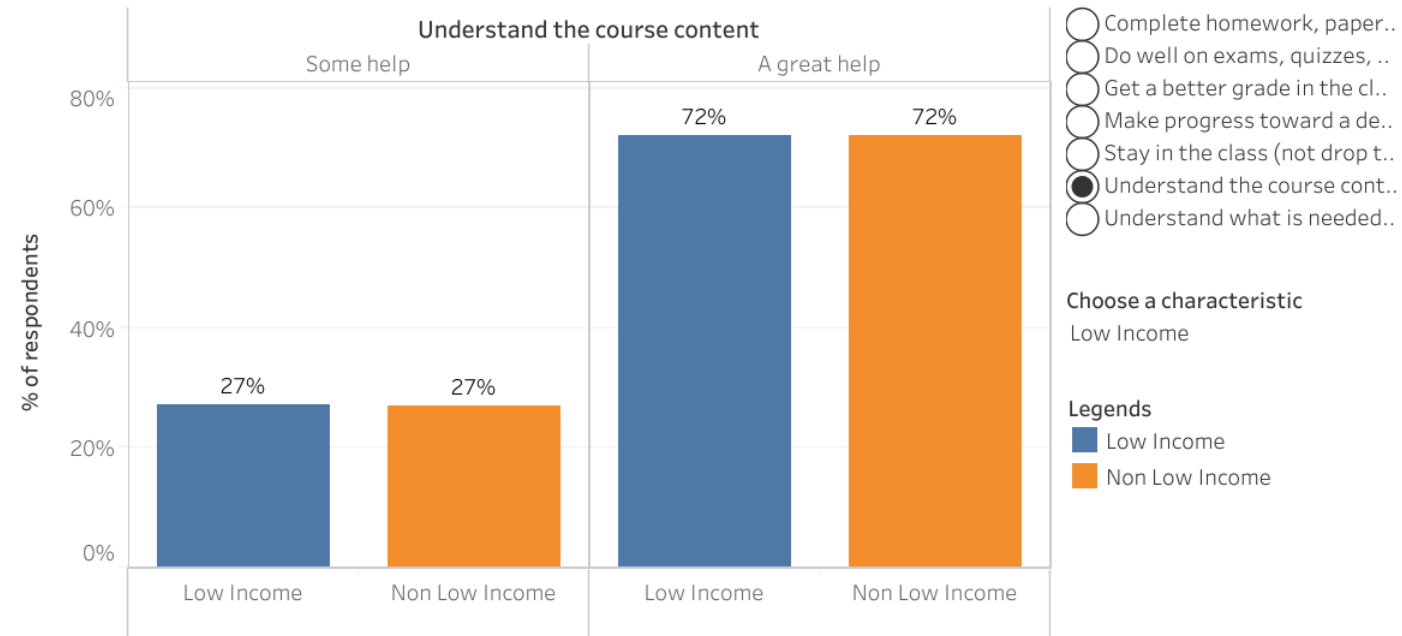
Note: Student groups where N ≤ 10 are suppressed with an asterisk (), per CCCCCO equity reporting guidelines.*

	No help		Some help		A great help		Grand Total	
	#	%	#	%	#	%	#	%
DSPS			24	30%	57	70%	81	100%
Non DSPS	*	*	118	27%	318	72%	439	100%
Grand Total	*	*	142	27%	375	72%	520	100%

Results by Student Characteristics (Question 4)

Only showing groups with N ≥ 10

How much did tutoring help you with...?



“How much did tutoring help you with...

...understanding the course content.”

disaggregated by low-income status

Note: Student groups where N ≤ 10 are suppressed with an asterisk (), per CCCCCO equity reporting guidelines.*

	No help		Some help		A great help		Grand Total	
	#	%	#	%	#	%	#	%
Low Income	*	*	110	27%	290	72%	402	100%
Non Low Income	*	*	32	27%	85	72%	118	100%
Grand Total	*	*	142	27%	375	72%	520	100%

Results by Student Characteristics (Question 4)

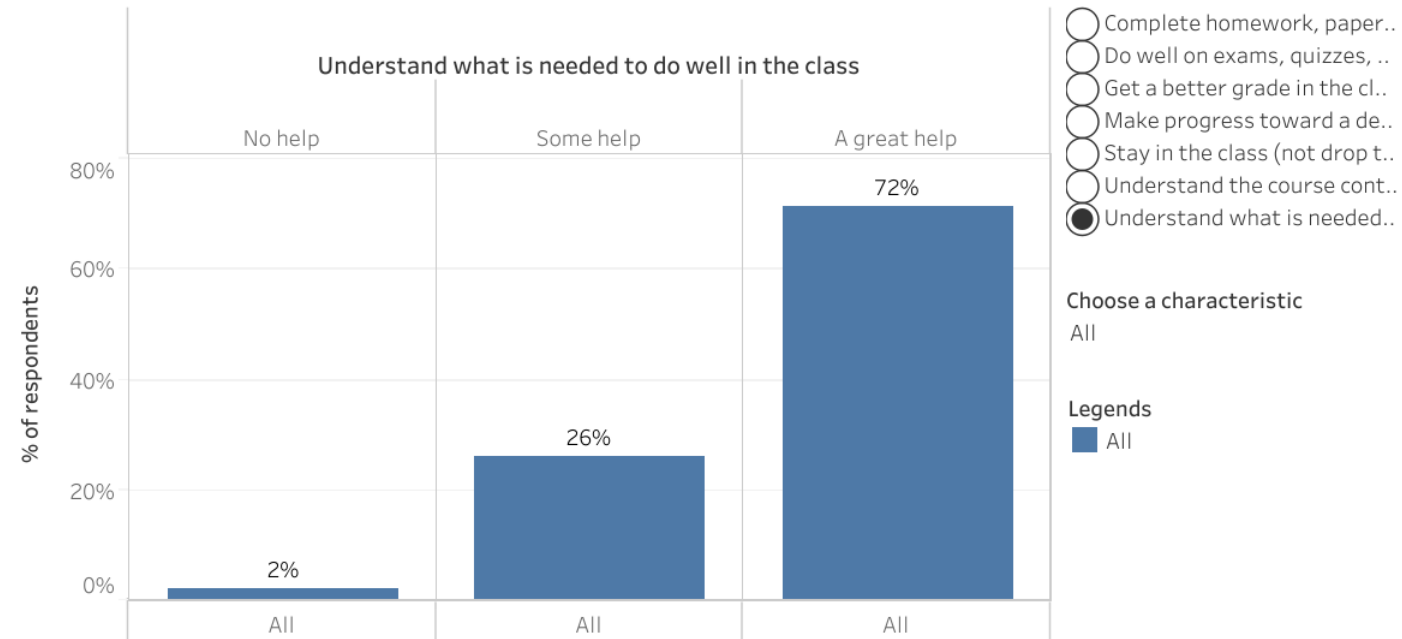
Only showing groups with N ≥ 10

How much did tutoring help you with...?

“How much did tutoring help you with...

...understanding what is needed to do well in the class.”

not disaggregated by any student characteristic



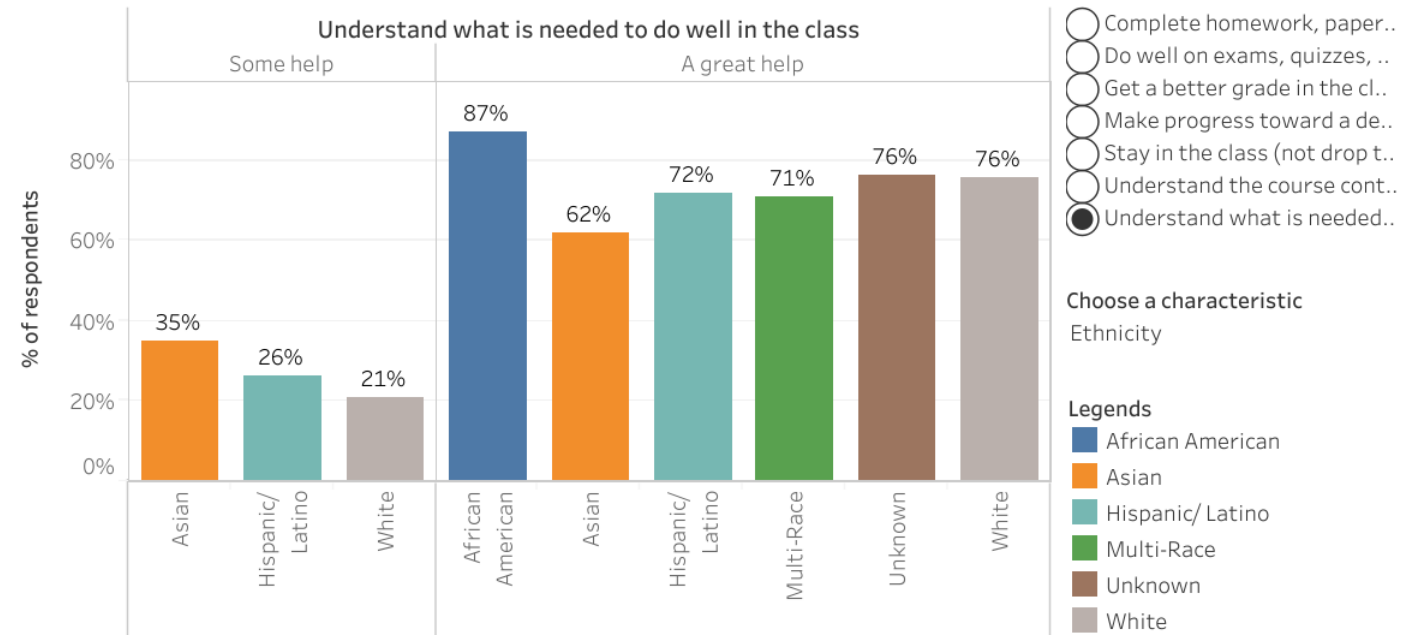
Note: Student groups where N ≤ 10 are suppressed with an asterisk (), per CCCCCO equity reporting guidelines.*

	No help		Some help		A great help		Grand Total	
	#	%	#	%	#	%	#	%
All	12	2%	131	26%	360	72%	503	100%
Grand Total	12	2%	131	26%	360	72%	503	100%

Results by Student Characteristics (Question 4)

Only showing groups with N ≥ 10

How much did tutoring help you with...?



“How much did tutoring help you with...

...understanding what is needed to do well in the class.”

disaggregated by ethnicity

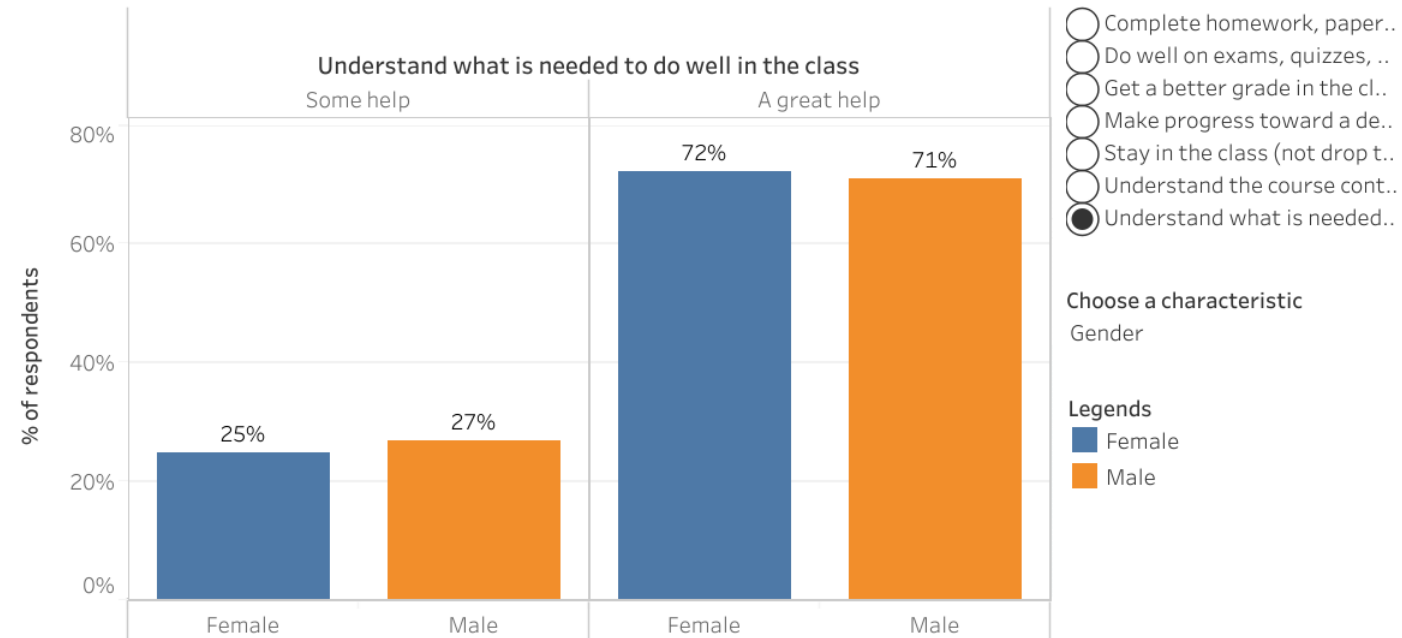
Note: Student groups where N ≤ 10 are suppressed with an asterisk (), per CCCCCO equity reporting guidelines.*

	No help		Some help		A great help		Grand Total	
	#	%	#	%	#	%	#	%
African American	*	*	*	*	61	87%	70	100%
Asian	*	*	57	35%	100	62%	162	100%
Filipino			*	*	*	*	13	100%
Hispanic/ Latino	*	*	31	26%	84	72%	117	100%
Multi-Race	*	*	*	*	17	71%	24	100%
Native American					*	*	*	*
Pacific Islander			*	*	*	*	*	*
Unknown			*	*	13	76%	17	100%
White	*	*	19	21%	69	76%	91	100%
Grand Total	12	2%	131	26%	360	72%	503	100%

Results by Student Characteristics (Question 4)

Only showing groups with N ≥ 10

How much did tutoring help you with...?



“How much did tutoring help you with...

...understanding what is needed to do well in the class.”

disaggregated by gender

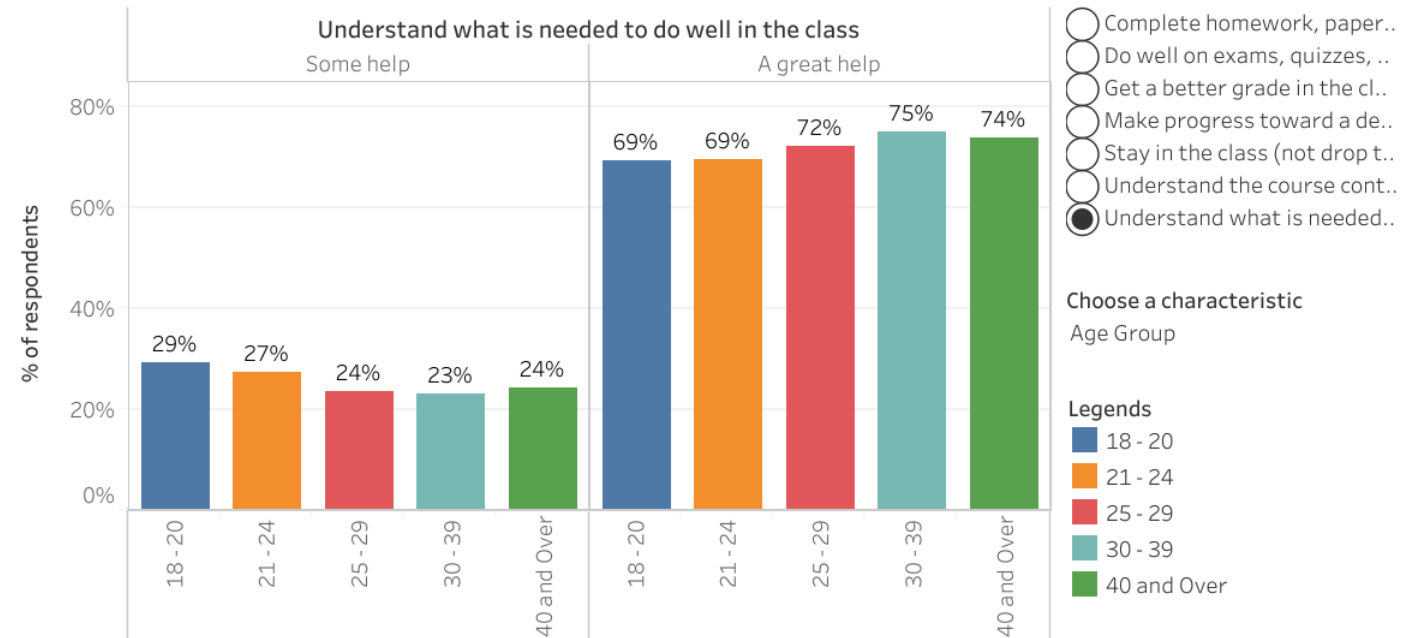
Note: Student groups where $N \leq 10$ are suppressed with an asterisk (), per CCCCCO equity reporting guidelines.*

	No help		Some help		A great help		Grand Total	
	#	%	#	%	#	%	#	%
Female	*	*	72	25%	209	72%	289	100%
Male	*	*	56	27%	147	71%	207	100%
U			*	*	*	*	*	*
Grand Total	12	2%	131	26%	360	72%	503	100%

Results by Student Characteristics (Question 4)

Only showing groups with N ≥ 10

How much did tutoring help you with...?



“How much did tutoring help you with...

...understanding what is needed to do well in the class.”

disaggregated by age group

Note: Student groups where N ≤ 10 are suppressed with an asterisk (), per CCCCCO equity reporting guidelines.*

	No help		Some help		A great help		Grand Total	
	#	%	#	%	#	%	#	%
18 - 20	*	*	42	29%	99	69%	143	100%
21 - 24	*	*	26	27%	66	69%	95	100%
25 - 29	*	*	16	24%	49	72%	68	100%
30 - 39	*	*	21	23%	68	75%	91	100%
40 and Over	*	*	25	24%	76	74%	103	100%
Grand Total	12	2%	131	26%	360	72%	503	100%

Results by Student Characteristics (Question 4)

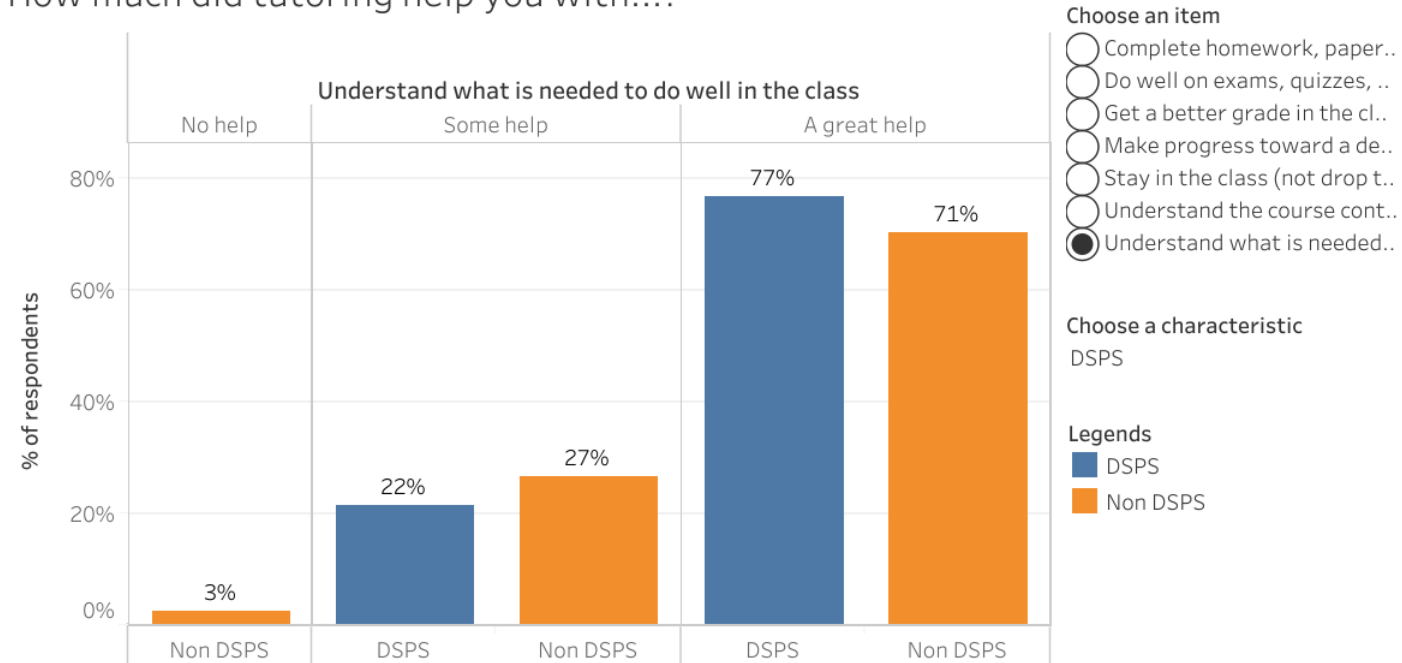
Only showing groups with N ≥ 10

How much did tutoring help you with...?

“How much did tutoring help you with...

...understanding what is needed to do well in the class.”

disaggregated by disability status



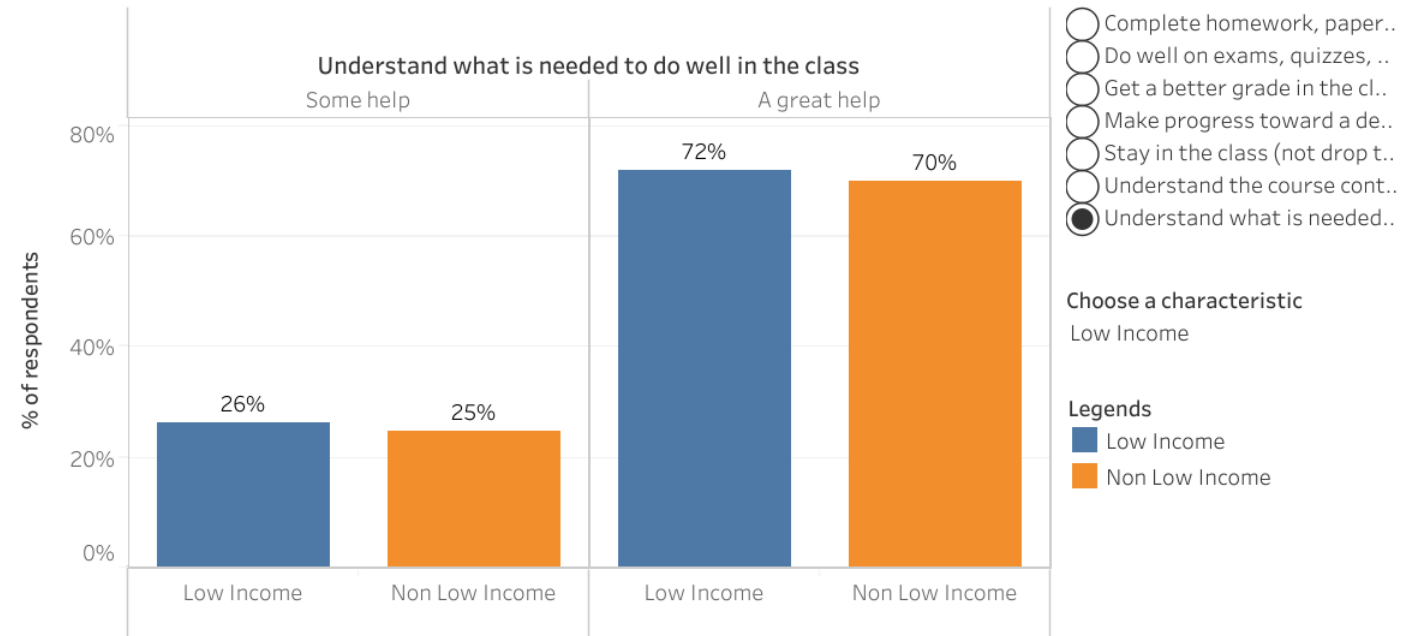
Note: Student groups where N ≤ 10 are suppressed with an asterisk (), per CCCCCO equity reporting guidelines.*

	No help		Some help		A great help		Grand Total	
	#	%	#	%	#	%	#	%
DSPS	*	*	17	22%	60	77%	78	100%
Non DSPS	11	3%	114	27%	300	71%	425	100%
Grand Total	12	2%	131	26%	360	72%	503	100%

Results by Student Characteristics (Question 4)

Only showing groups with N ≥ 10

How much did tutoring help you with...?



“How much did tutoring help you with...

...understanding what is needed to do well in the class.”

disaggregated by low-income status

Note: Student groups where N ≤ 10 are suppressed with an asterisk (), per CCCCCO equity reporting guidelines.*

	No help		Some help		A great help		Grand Total	
	#	%	#	%	#	%	#	%
Low Income	*	*	102	26%	278	72%	386	100%
Non Low Income	*	*	29	25%	82	70%	117	100%
Grand Total	12	2%	131	26%	360	72%	503	100%



Tutoring Survey Fall 2019

You can also scan this QR code
to complete the survey online. Or follow this link
<https://www.surveymonkey.com/r/tutoringsurvey2019>

Dear Student,

The tutoring area would like you to complete this brief survey about the tutoring you received in this lab or center at SCC. Your responses will inform us of your experiences and help make institutional improvements in order to better serve your educational needs at SCC. This survey should take approximately 5 minutes to complete.

We appreciate your honest feedback and thank you for your time and participation.

Please note:

- Your participation is completely voluntary. You do not have to take the survey if you do not want to.
- You do not need to enter your name on the survey.
- We will not use your name when we share the information from this survey. You will remain anonymous, and any information you share will be reported only in aggregate.
- Your answers will not affect your grade in any course you are taking at SCC.
- Your answers will not affect your relationship with the tutoring area.
- You may skip any question and may stop taking the survey at any time.

STUDENT ID NUMBER:

W-

1. For which tutoring lab or center are you completing this survey? (select ONE)

- | | |
|--|--|
| <input type="checkbox"/> Advanced Technology Design Lab | <input type="checkbox"/> Photography |
| <input type="checkbox"/> Business & CIS Computer Lab | <input type="checkbox"/> Reading & Writing Lab |
| <input type="checkbox"/> Business Student Center | <input type="checkbox"/> RISE |
| <input type="checkbox"/> Davis Center | <input type="checkbox"/> Science and Allied Health Tutoring Center |
| <input type="checkbox"/> ESL Lab | <input type="checkbox"/> Veteran's Resource Center |
| <input type="checkbox"/> Learning Skills and Tutoring Center | <input type="checkbox"/> West Sacramento Center |
| <input type="checkbox"/> Math Lab | <input type="checkbox"/> Writing Center |
| <input type="checkbox"/> MESA | |

2. How often do you use this tutoring area?

- | | |
|--|---|
| <input type="checkbox"/> More than once a week | <input type="checkbox"/> Once or twice a month |
| <input type="checkbox"/> Once a week | <input type="checkbox"/> Once or twice a semester |

3. Check one box in each row to indicate if you agree or disagree with the statements below:

Because of my work with the tutors...	Strongly agree	Slightly agree	Neither (I don't have an opinion)	Slightly disagree	Strongly disagree
I learned to use better study skills.	<input type="checkbox"/>	<input type="checkbox"/>	<input type="checkbox"/>	<input type="checkbox"/>	<input type="checkbox"/>
I have been able to find and use campus resources.	<input type="checkbox"/>	<input type="checkbox"/>	<input type="checkbox"/>	<input type="checkbox"/>	<input type="checkbox"/>
I have a more positive attitude about the subjects that I have been studying.	<input type="checkbox"/>	<input type="checkbox"/>	<input type="checkbox"/>	<input type="checkbox"/>	<input type="checkbox"/>

Please continue on next page!

4. Check one box in each row to indicate if you feel that tutoring is *making a difference* in the following ways:

How much did tutoring help you...	A great help	Some help	No help	Does not apply to me
Understand the course content	<input type="checkbox"/>	<input type="checkbox"/>	<input type="checkbox"/>	<input type="checkbox"/>
Complete homework, papers, projects, etc.	<input type="checkbox"/>	<input type="checkbox"/>	<input type="checkbox"/>	<input type="checkbox"/>
Do well on exams, quizzes, etc.	<input type="checkbox"/>	<input type="checkbox"/>	<input type="checkbox"/>	<input type="checkbox"/>
Stay in the class (not drop the class)	<input type="checkbox"/>	<input type="checkbox"/>	<input type="checkbox"/>	<input type="checkbox"/>
Make progress toward a degree, certificate, or transfer	<input type="checkbox"/>	<input type="checkbox"/>	<input type="checkbox"/>	<input type="checkbox"/>
Understand what is needed to do well in the class	<input type="checkbox"/>	<input type="checkbox"/>	<input type="checkbox"/>	<input type="checkbox"/>
Get a better grade in the class	<input type="checkbox"/>	<input type="checkbox"/>	<input type="checkbox"/>	<input type="checkbox"/>

5. How many semesters have you been in college?

- ☐ 1 ☐ 2 ☐ 3 ☐ 4 ☐ 5 or more

6. What kind of tutoring did you use this semester? (select ALL that apply)

- ☐ In person tutoring ☐ SCC peer online tutoring ☐ NetTutor online tutoring

7. Is it important to you to have more tutoring at the times and places listed below? (select ALL that apply)

- | | |
|--|---------------------------------------|
| <input type="checkbox"/> On the main campus (SCC) | <input type="checkbox"/> Online |
| <input type="checkbox"/> At the Davis Center | <input type="checkbox"/> After 5 p.m. |
| <input type="checkbox"/> At the West Sacramento Center | <input type="checkbox"/> On weekends |

8. If you have any other comments, please write below.

Survey Instrument